



BUCKLES

1250-1800



Ross Whitehead

This book would not have been possible without the encouragement and assistance of many people. I am indebted to Gordon Bailey, David Drummond, Nigel Mills and Greg Payne for providing photographs which helped to reduce the burden of drawing. I would also like to thank the following for providing me with unrestricted access to their personal collections: Fred Brown, John Davies, Tony Gratton, Gavin Kilty, David and John Martin, Paul Norcott, David and Anne Pilling, Ben Redshaw, and Roy Williams. Many of the buckles photographed in Chapter 9 and virtually all of those illustrated in Chapter 10 appear by kind permission of Anne Pilling. Finally, I would like to thank my editor, Greg Payne, and my publisher, Alan Golbourn, for their enthusiasm and support during the preparation of this book.

Contents

6	Foreword	
7	Introduction	
8	Chapter 1	Buckle Manufacture
16	Chapter 2	Single Looped Buckles: 1250-1650
32	Chapter 3	Buckles With Integral Plates: 1250-1500
40	Chapter 4	Clasp Fasteners: 1300-1500
44	Chapter 5	Annular Buckles: 1350-1720
52	Chapter 6	Spectacle Buckles: 1350-1720
74	Chapter 7	Rectangular & Trapezoidal Buckles: 1350-1700
87	Chapter 8	Asymmetrical Buckles: 1350-1700
96	Chapter 9	Two-Piece Buckles: 1660-1800
115	Chapter 10	Buckles As Jewellery
126	Select Bibliography	

Editor
Greg Payne

Design Editor
Liz Wright

Origination
Sally Robinson

Published by:
Greenlight Publishing
The Publishing House
Hatfield Peverel Chelmsford
Essex CM3 2HF
Tel: 01245 381011
e-mail: magazines@easynet.co.uk

All rights reserved. No part of this publication may be reproduced, stored in a retrieval system, or transmitted, in any form by any means, electronic, mechanical photocopying, recording or otherwise, without the prior permission of Greenlight Publishing.

ISBN 1 897738 17 X

© 1996 Greenlight Publishing

Buckles are by far the largest category of medieval and post-medieval dress accessory, and over the last twenty-five years vast numbers have been brought to light by the hobby of metal detecting. This book is intended to assist in the identification of these buckles, and it is hoped that it will be of use to metal detector users, antiquity collectors, museum curators, and archaeologists who find or handle buckles of this period on a regular basis.

In deciding what to illustrate I have sought to obtain a balance between common and rare, plain and decorated buckles. A book such as this is necessarily selective in what it illustrates, as the number of types and varieties amongst buckles of this period is virtually limitless.

Each chapter covers the development of a particular group of buckles based on the shape of the frame. This was felt preferable to writing a series of chapters divided into historic periods; it is usually simpler to start the identification process from the shape of a buckle rather than the

period to which it might belong. In addition, many types of buckles were used over successive periods. This would have created a lot of unnecessary repetition had a period format been adopted.

The dating of the buckles in this book has been based on a number of methods. Where possible I have used stratified finds from archaeological excavations as a basis for dating different groups of buckles. Depictions of buckles in pictorial art has also been of considerable help. Many of the more decorative buckles are amenable to fairly close dating on stylistic grounds.

However, many plain or simply decorated buckles were manufactured and used over several successive centuries. In these cases I have used excavation finds to indicate the main period of usage, rather than the whole period of time in which a particular group of buckles was produced. Where appropriate this is clearly indicated both in the main text and in the catalogue sub-headings.

Ross Whitehead, Devon. (May 1996)

Introduction

Buckles were introduced into Britain with the Roman Occupation of these islands between the 1st and 4th centuries AD. During the Roman and Anglo-Saxon periods, buckles were used mainly by the military and social elite. Most buckles produced before the 13th century were regarded as status symbols and marks of social rank rather than as items of everyday dress.

Around the middle of the 13th century, buckles came into more widespread use amongst the civilian population. This reflected changes in fashion at the time, together with a more general increase in the wealth and prosperity of society.

The greatest number and range of buckles date from the mid-13th to the late 18th centuries, and it is with that period that this book is concerned. After c1800 buckles started to be replaced by other types of fasteners.

A wide range of documentary and pictorial sources indicate how buckles were used on personal dress. Manuscript sources are important initially, but for the late medieval, Tudor, and Stuart periods paintings and monumental brasses are a major source of information. Archaeological discoveries of buckles associated with the remains of individuals or attached to items of clothing also provide information on use. A large number of costumes have survived from the 18th century, and these are an important source of information for that period.

Between the 13th and 17th centuries many of the most elaborate and decorative buckles were used to fasten spurs and sword belts. During the medieval period the upper classes were strongly influenced by the cult of chivalry, which provided a code of values to which they could aspire. In particular, the skills of horsemanship and swordsmanship were held in high esteem. As a result of this, a great deal of expense and time was lavished on these activities and the associated equipment ... including the necessary fastenings.

By the 16th and 17th centuries sword belts and spurs were viewed more as fashion accessories than as indicators of social rank. During this period it was fashionable for anyone

of moderate means to wear a sword belt and spurs as part of their normal outdoor dress. This probably accounts for the large number of highly ornamental buckles which date to this period. The poorer members of the community would normally have worn a belt that was buckled at the waist and used to suspend a dagger or other personal items.

Changes in fashion during the late 17th century led to changes in the uses to which buckles were put. Sword belts and spurs largely fell out of use as fashion accessories amongst the civilian population at this time.

Shoe buckles had been in intermittent use since the 13th century, but it was not until the late 17th and 18th centuries that they were regarded as articles of high fashion. By the 1680s shoe buckles were virtually in universal use amongst all social classes, and they remained in widespread use until the 1790s.



John of Eltham. From his Tomb in Westminster Abbey.

Tight fitting breeches that were buttoned or buckled below the knee became popular in the 1720s. Stocks buckled at the back (nape) of the neck were fashionable for most of the 18th century, while hat buckles came into widespread use after 1770.

Although documentary sources can provide an indication of the range of uses to which buckles were put during different periods, in most cases this does not help with the identification of individual examples.

Medieval single looped buckles are often referred to as "strap-end" buckles. However, this term is something of a misnomer concealing the fact that we often have very little idea of how and where individual buckles were used. Some types of buckle were also regarded as multi-purpose and used in a range of applications.

This problem is compounded by the fact that many plain buckles continued in use with little or no change over a period of several centuries. For example, plain "spectacle" buckles have been found in dated contexts which span the 14th to 17th centuries. Some of these standard types may well have had different uses during different periods.

Nevertheless, some specialised types of buckles can be assigned specific uses. Single looped buckles with cast integral plates ending in a hook are spur buckles of the 13th-14th centuries. A number have been recovered still attached to spur straps of this period. Similarly, buckles with integral suspension loops are sword belt hangers dating between the 14th and early 17th centuries.

Other groups of buckles can sometimes be assigned a particular use on the basis of archaeological evidence. For example, many small pewter circular buckles have been recovered attached to the remains of medieval shoes.

Most buckles of 18th century and later date can be assigned specific uses if they are complete. However, detector-found examples often lack the inner metal chape which is crucial to identifying their use. Shoe buckles of the mid to late 18th century are readily distinguished from other contemporary buckles by their size and the curvature of the frame.

Buckles have been produced for the mass market on a continual basis since the middle of the 13th century. Medieval ceramic and stone moulds for casting buckles have been recovered from a number of different towns. It therefore seems likely that most large towns had their own buckle making industry during the medieval period. By the late 17th century, however, the West Midlands had begun to emerge as the main centre for buckle manufacture. During the 18th century,

The majority of buckles used on personal dress were made from non-ferrous metals. Copper-alloy has been the main metal used for such buckles throughout the period covered by this book. Pewter was used for buckles mainly from the 15th century. Buckles made from gold or silver are known to have existed throughout the period covered by this volume, although surviving examples dating prior to the reign of Charles II (1660-1685) are extremely rare.

Iron and steel buckles were used mainly on horse equipment, although improvements in manufac-

Copper-alloy buckles were being mass produced from at least as far back as the 14th century, and pewter buckles from the 15th century. This was achieved through the use of ceramic moulds in the form of "trays", of which an example (**No.1**) is illustrated. Each tray cast about twelve buckles. In use half a dozen or more individual trays were grouped into larger mould units and bound together by means of an external casing. In this way buckles could be produced in batches of over 100 at a time.

Until the late 17th century most buckles were cast in one piece. However, composite buckles with a separate loop and strap bar are known in small numbers from the 14th century onwards.

On most of these early two-piece buckles the sides of the frame are drilled through to receive the spindle. This method of construction was used on some strap clasps (**No.2**),

Birmingham became pre-eminent in this field.

The techniques that were employed to manufacture buckles between the 13th and mid-18th centuries have created both standardisation and variety. Standardisation of form and shape resulting from mass production is accompanied by endless variation in minor decorative features reflecting the skill and style of individual craftsmen.

In 1769 John Pickering invented a stamping machine that enabled

Metals, Alloys & Coatings

turing techniques enabled the production of cut and polished steel shoe buckles in the late 18th century. However, most ferrous metal buckles are extremely conservative in style and cannot be closely dated. They are also usually poor survivors in the ground and in general are not popular with collectors. With the exception of Georgian steel shoe buckles they have therefore not been included in the present study.

Most buckles were given some form of surface treatment to either improve their appearance or provide a form of weather proofing. On copper-alloy buckles the most common

buckle frames to be pressed from prepared dies. Following improvements to this machine by Richard Ford of Birmingham, buckle manufacture became fully mechanised and output soared. By the latter part of the 18th century the buckle industry in Birmingham was employing 4,000 people who produced 2,500,000 pairs of buckles annually at an average cost of two shillings and sixpence per pair.

form of surface protection is tinning, which is found on a wide range of buckles from all periods. A matt black lacquer is often seen on copper-alloy buckles dating between the mid-15th century and the mid-17th century.

Gilding and silvering, in order to give the appearance of precious metal, are more common on buckles of the 17th and 18th centuries. The use of precious metal coatings on base metal buckles during the medieval period would have been illegal under Sumptuary Law, which forbade most people from owning or displaying objects of precious metal.

Manufacturing Techniques

and also on some double framed spectacle buckles (**No.3**). The larger two-piece buckles were often made of folded sheet metal. On some large kidney-shaped buckles the sheet metal at either end of the frame is folded so as to create an aperture for the strap bar (**No.4**).

During the 15th and 16th centuries, two-piece buckles were also occasionally manufactured from pewter. Most of these buckles have a separate iron strap bar which is drilled through from the edge of the frame (**No.5**). Large pewter buckles of this period often had an internal iron reinforcing rod (**No.6**).

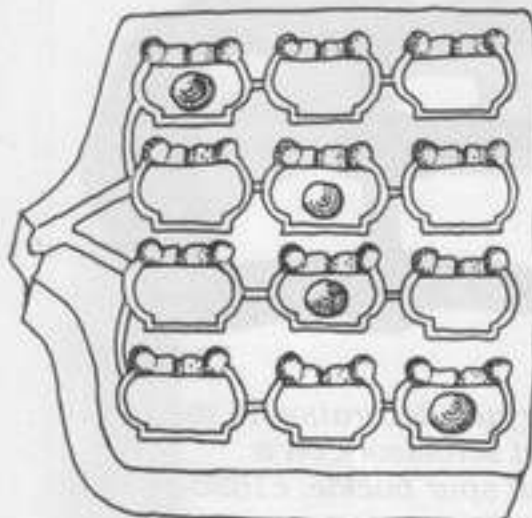
More generally, once they had been cast the buckles were removed from the mould and finished by hand tooling. The mould marks were usually filed off, although cheap mass market buckles might simply have been snipped from their casting sprues and left. Medieval strap-end buckles often retain casting spurs on

their sides (**No.7**). Similarly, mass produced spectacle buckles sometimes have one straight side where they have been separated from another buckle after casting (**No.8**).

Virtually all buckles used on personal dress possess mouldings or other features which serve no practical purpose in relation to their function, but were intended to catch the eye and appeal to a potential buyer.

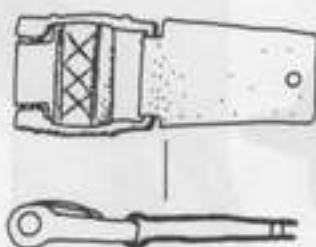
Surface decoration on buckle frames of all periods is enormously varied, and is an expression of contemporary fashions and tastes.

Moulded decoration conforms to particular styles which were fashionable during different periods, and provides a way of dating individual buckles. For example, one of the commonest types of moulded decoration on medieval buckles is cast "knops", which often take the form of extensions to the outside edge of the frame (**Nos.9-11**). These are frequently divided by transverse



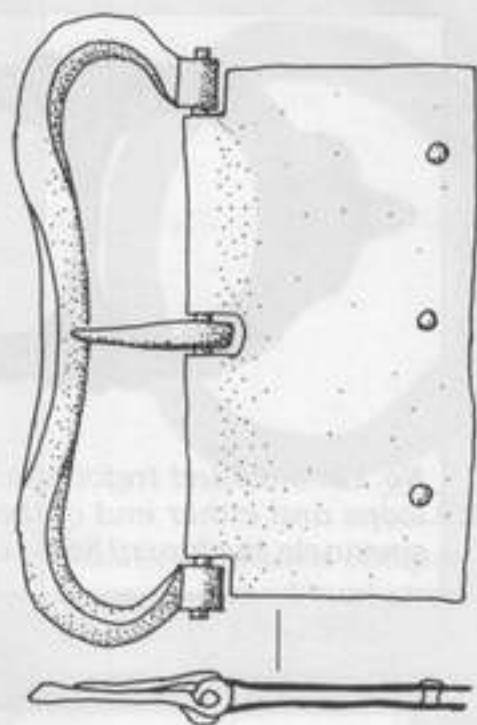
2 CM

No.1: Medieval ceramic mould for casting single looped buckles with decorative outer edges; c1250-1400.



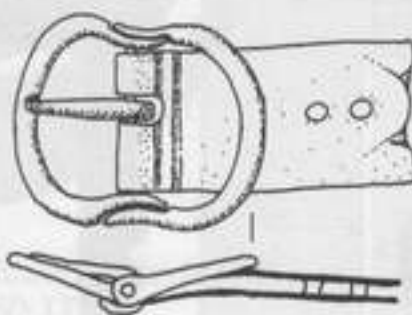
CM

No.2: Folding strap clasp with separate spindle for the rotating closure; c1350-1450.



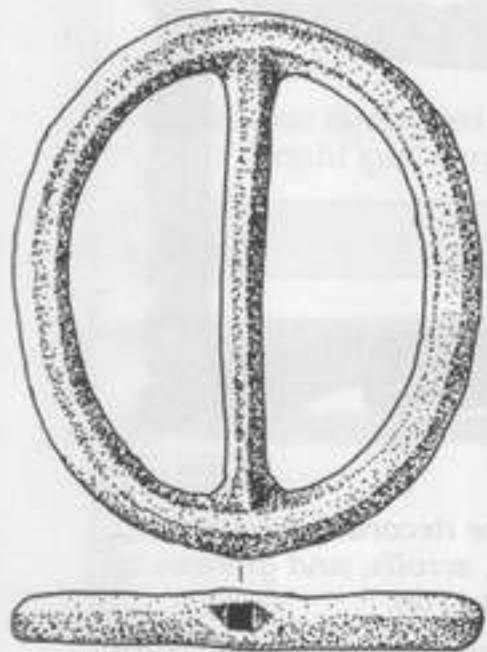
CM

No.4: Large single-looped kidney shaped buckle. The frame was made from folded sheet metal, and each end of the frame was folded so as to create an opening for the strap bar; c1450-1550.



CM

No.3: Double-looped spectacle buckle with separate strap bar drilled through from the sides of the frame; c1450-1550.



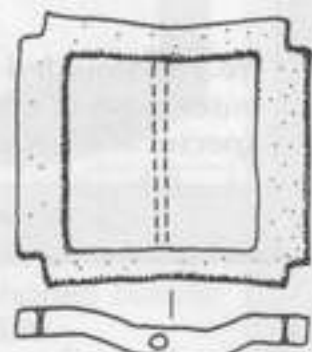
CM

No.6: Large pewter annular belt buckle with iron reinforcing rod through the centre of its strap bar; c1400-1500.

No.7: Medieval strap-end buckle with casting spurs on each side of the frame; c1350-1400.



CM



CM

No.5: Double-looped pewter buckle with separate iron strap bar drilled through the sides of the frame; c1400-1500.



CM

No.8: Crude spectacle buckle with straight top edge where the frame has been sheared off from others in the mould; c1500-1650.



CM

No.9: Moulded knops and transverse ridges on the front edge of a strap-end buckle. The two central ridges flank a notch for the pin; c1250-1400.



CM

No.10: Four lobed knops divide three transverse grooves on the front edge of a strap-end buckle. The central groove also serves as a pin rest; c1250-1400.



CM

No.11: Two lobed knops flank a recess for a sheet metal roller on the front edge of a strap-end buckle; c1250-1400.



CM

No.12: Moulded trefoil decoration on the loops and either end of the strap bar on a spectacle buckle; c1550-1650.



CM

No.14: Surface decoration in the form of moulded scrollwork on a trapezoidal spur buckle; c1620-1680.



CM

No.13: Moulded rosettes on the outer edge of each loop on a spectacle buckle; c1550-1650.




CM

No.15: Rococo surface decoration consisting of moulded lozenges, scrolls, and grooves on a shoe buckle; c1730-1760.

grooves or ridges, that sometimes also furnish a notch for the pin or a recess for a roller.


During the course of the 15th century these forms of decoration fell out of use and others emerged to take their place. Moulded trefoil, floral, and scrolled decoration predominated on buckles during the 16th and 17th centuries (Nos.12-14). On most buckles this type of decoration is confined to the outer edge of each loop and either end of the strap bar, although on some the whole surface of the frame is covered with moulded decoration.

By the 18th century the range of moulded decoration used on buckles had become very wide. Rococo patterns with moulded rosettes, twisted rope effects, scrolls, nailheads, grooves and beaded borders were very popular between 1730 and 1760. On many buckles of this period the whole surface area of the frame is covered with moulded decoration. Two such shoe buckles are illustrated in Nos.15-16.



CM

No.16: Rococo surface decoration consisting of moulded and faceted nail heads flanked by a beaded border on a shoe buckle; c1730-1760.



CM

No.17: Shoe buckle decorated with openwork interlaced ribbons and a "bright cut" surface; c1760-1793.




CM

No.19: Engraved oblique lines on a medieval strap-end buckle; c1250-1500.



CM

No.20: Engraved criss-cross lines on a kidney-shaped buckle; c1450-1550.



CM

No.18: Artois style shoe buckle possessing rectangular frame decorated with cut-out perforations; c1777-1793.



CM

No.21: Engraved zig-zag decoration on a medieval single-looped buckle; c1250-1500.

Shoe buckles became increasingly elaborate during the last third of the 18th century. One of the most common designs incorporated an openwork frame in the form of twisted and interlaced ribbons. On some of these buckles the surface of the frame was "bright cut" with multiple, tiny facets (No.17). These would have reflected the light and made the buckle sparkle, thereby adding to its appeal. Artois style shoe buckles of this period usually have large rectan-

gular frames with cut out perforations, such as the buckle illustrated in No.18.

The most common form of tooled decoration on buckle frames is engraved lines and grooves. Tooling on medieval buckles often consists of a series of oblique incised lines running around the frame, as on the buckle illustrated in No.19. Other buckles have criss-crossed (No.20) or zig-zag patterns (No.21).

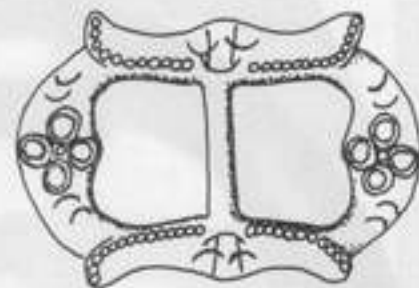
Punched and stamped motifs were also employed during this period, although these types of decoration are more common on 16th and 17th century buckles. Punched circles (No.22) or rosette patterns (No.23) were especially popular at this time. During the 18th century hand tooling of buckles slowly declined as improvements in casting technology permitted more elaborate forms of moulded decoration.

Buckles were also set with precious, semi-precious or paste stones. Medieval Sumptuary Law prohibited the use of precious stones on base metals, although copper-alloy buckles of this period are known to have been set with paste stones. These were usually placed in the angles of the frame (No.24) and sometimes also on the pin (No.25). On some buckles the stones are set into turret settings. However, the use of paste stones on buckles did not become common until the late 17th and 18th centuries.



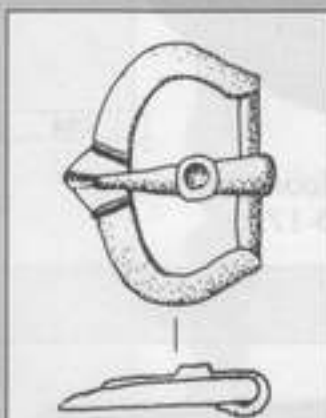
CM

No.22: Punched circles on a trapezoidal spur buckle; c1620-1680.



CM

No.23: Punched rosettes on the outer edge of each loop on a late spectacle buckle; c1600-1720.



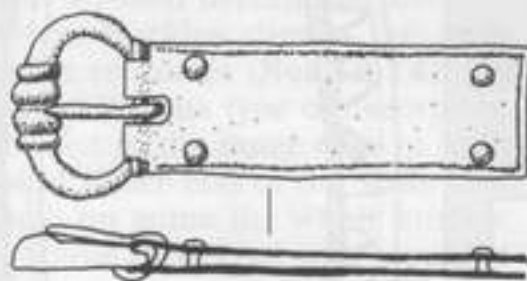
CM

No.25: Setting for a paste stone on the pin of a medieval strap-end buckle; c1350-1450.



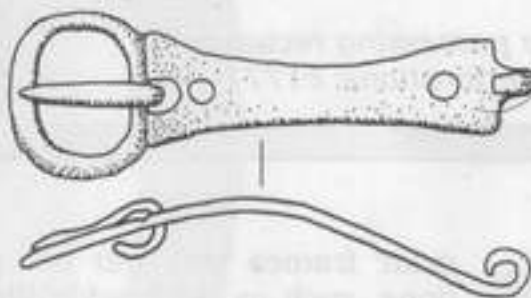
CM

No.24: Settings for paste stones on the frame of a medieval strap-end buckle; c1400-1500.



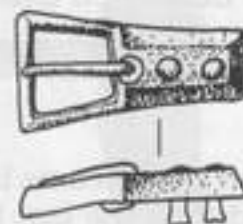
CM

No.26: Folded sheet copper-alloy buckle plate attached to a medieval strap-end buckle c1250-1400. The plate is recessed for the buckle frame and is secured to the strap by four dome-headed rivets.



CM

No.27: Spur buckle with curved plate terminating in an upturned hook; c1250-1400.



CM

No.28: Spur buckle with cast integral plate that was riveted directly onto the surface of the strap; c1250-1400.

Fixing Arrangements

One-piece buckles could be fitted onto the strap by a number of different methods. Perhaps the simplest was where the end of the strap was slit horizontally for the pin, folded over the strap bar and riveted or stitched to the main length of the belt. Occasionally the strap was forked so that each tab passed over one side of the strap bar with the pin lying between.

These methods of fixing, however, placed undue stress on the end of the strap, which was likely to fray and break with the continual movement of the girdle in normal usage.

To overcome this problem, many buckles were fitted with a buckle plate (No.26), which helped to spread the stress at the end of the strap and thereby reduce the chance of breakage.

Buckle plates usually consisted of a rectangular piece of sheet metal that was cut to size and then folded around the frame. The strap was sandwiched between the plates and secured by one to five rivets. The edges of the fold were usually recessed to accommodate the frame.

Most buckle plates were decorated to some extent. The simplest type of decoration consists of a single engraved line running around the outer edge of the upper plate. More elaborate examples have all-over punched or engraved designs. A small minority of buckle plates were enamelled or decorated with repousse ornament created by hammering the sheet metal into dies. Some were made in elaborate shapes or incorporated openwork designs.

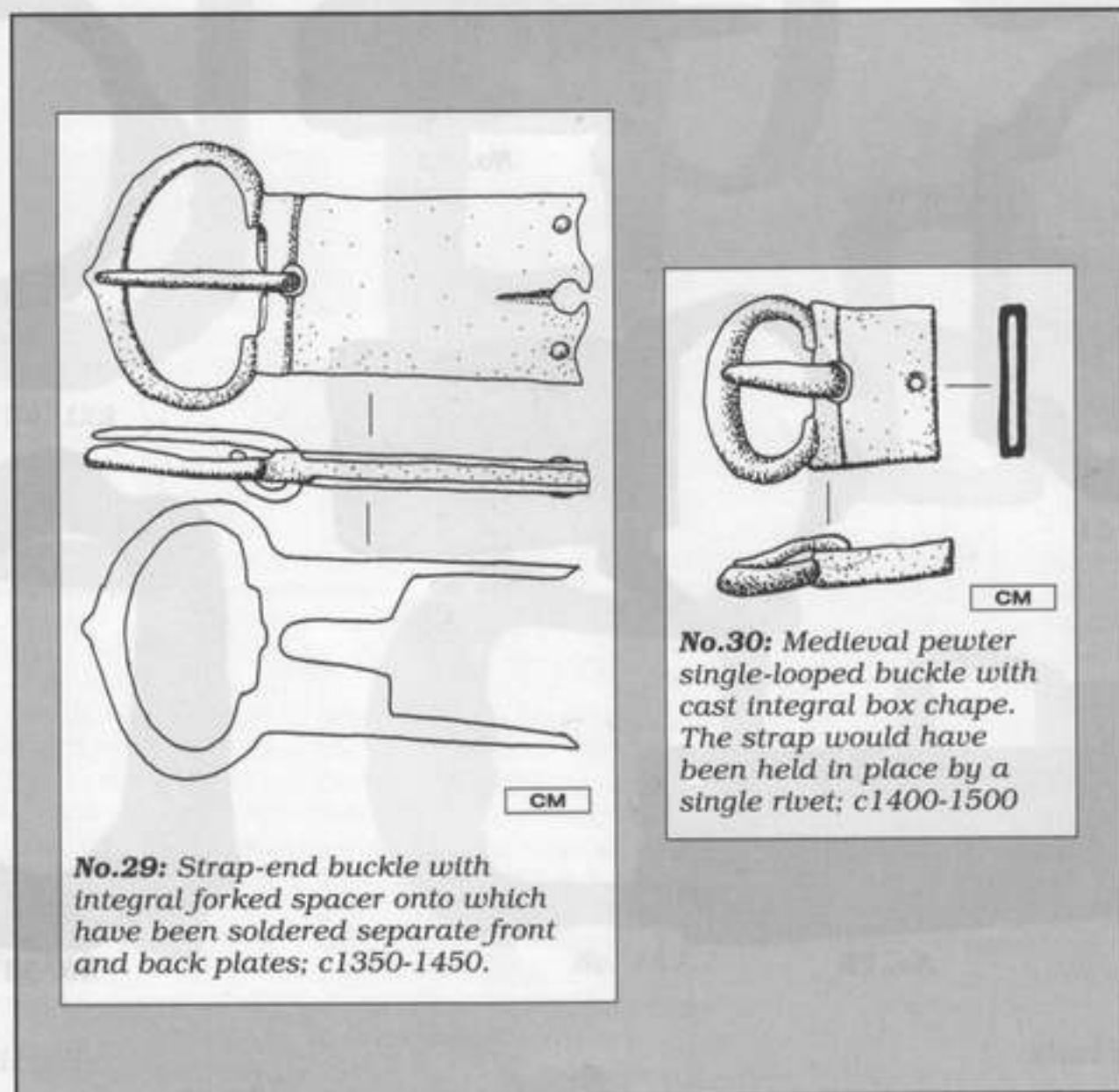
During the medieval period a number of specialised buckle types were manufactured with cast integral plates. The largest group consists of spur buckles, which were either hooked directly into the spur terminal (No.27) or riveted onto the front of the leather strap (No.28).

More elaborate fixing arrangements on one-piece buckles fall into two main groups. Composite copper-alloy buckle plates consist of two separate pieces of sheeting that are soldered onto a forked spacer which is integral with the frame (No.29). These are seen on some strap-end buckles c1350-1450.

In addition, a number of medieval buckles have a "box" chape which was cast as an integral part of the frame (No.30), and into which the end of the strap would have been inserted. This is a feature seen on two distinct series of buckles dating to the 15th century.

Two-piece buckles of the late 17th and 18th centuries were fitted with a separate pin and chape. These rotated independently of each other around the spindle. Instead of being attached to the strap by rivets these buckles were secured in place by slits in the latchet which passed through studs, spikes or curved extensions on the chape. This enabled the buckles to be removed and replaced with a more fashionable design should their owner wish to do so.

There are a great many different types of chape used on buckles of this period depending on the size of the frame and the function of the buckle. They are discussed more fully in Chapter 9.



Single Looped Buckles 1250 - 1650



No. 34



No. 45



No. 39



No. 47



No. 49



No. 63



No. 72



No. 51



No. 75



No. 76



No. 83

**Single Looped Buckles
1250 - 1650**



No. 91



No. 97



No. 92



No. 105



No. 114



No. 122



No. 127



No. 134



No. 149



No. 157



No. 173

Single-looped buckles were the most common type in use during the 13th and 14th centuries, but were gradually replaced by double-looped buckles in the 15th century. By the middle of the 17th century double-looped buckles had almost completely replaced the

single-looped variety on personal dress.

Single-looped buckles with circular, oval, or D-shaped frames predominated during the 13th and 14th centuries. There are a great many different types known, some of which are very ornate. During the 15th and

16th centuries single-looped buckles with square, rectangular or trapezoidal frames became increasingly common. However, these buckles exhibit a narrower range of types than those with D-shaped or oval frames.

Ring Buckles

Ring buckles consist of a circular frame to which a pin was fitted. They are very similar to the plainer medieval annular brooches. However, ring buckles may be distinguished from annular brooches: in the case of the former, the frame was not constricted for the pin and as a result the pin can move freely around the circumference of the frame. Ring buckles can be divided into two main groups based on the size of the frame.

The first group (Nos.31-33) consists of small circular buckles with frames which are less than 20mm in diameter. Examples are known in copper-alloy and pewter; both types are usually fitted with drawn iron wire pins.

The copper-alloy buckles date from the late 13th century or early 14th century on the evidence of excavated finds. Those made from pewter date mainly to the 15th and 16th centuries. The pewter buckles served as shoe buckles during the late medieval period, and a number have been recovered still attached to the remains of shoes. The function of the earlier small copper-alloy circular buckles is unclear.

Large copper-alloy circular buckles (Nos.34-38) exceeding 20mm diameter date from the mid-13th to mid-15th centuries. The evidence of excavated finds suggests that they were used to secure belts at the waist or thigh. The frames are usually of slightly irregular thickness and the

pins are often robust with a blunt tip and a raised cast "grip" beneath the loop of the pin. This grip may be either plain or ridged. A few buckles are known on which the grip takes the form of a cast animal head (No.36). These grips were probably intended as a functional feature. They would have given extra leverage for pressing the pin into the required hole of the strap.

In contrast to most other types, ring buckles were not fitted with buckle plates. Instead, the slight bunching of the material around the frame would have given the end of the strap extra strength where it was folded over and riveted or stitched onto the belt.

Catalogue Abbreviations

c/a = copper-alloy

Buckle Plates

Buckle plates are all folded sheet copper-alloy and are recessed for the frame unless otherwise stated.

Cast copper-alloy circular buckle with drawn iron wire pin: c1250-1350.



CM

No.31 Diameter 13mm.

Cast pewter circular shoe buckles with drawn iron wire pins: c1400-1600.



CM

No.32 Diameter 15mm.



CM

No.33 *Misshapen* frame 15mm x 13mm.

Oval & D-Shaped Buckles

In contrast to circular buckles, oval and D-shaped frames all have a straight strap-bar to which the pin and in many cases a sheet metal buckle plate were fitted. Simple D-shaped buckles (Nos.39-50) vary enormously in size, and span most of the period covered by this chapter.

In many cases they cannot be closely dated, although the majority of those used on personal dress date from the 13th to 15th centuries. However, simple D-shaped buckles

were widely used on horse equipment throughout the late medieval and post-medieval periods.

Decoration on many of these buckles is minimal. Where present it usually takes the form of simple punched or incised patterns. Some buckles were fitted with sheet metal rollers or notched to receive the pin.

D-shaped buckles of better quality often have a narrowed and offset strap-bar (Nos.51-64). This would have provided a tidier fit for the

buckle plate. It is likely that these buckles were mainly used on personal dress, and this is reflected in the greater ornamentation of the buckles in this group. Some have lobed or knopped mouldings at either end of the strap-bar, or were fitted with elaborately worked buckle plates.

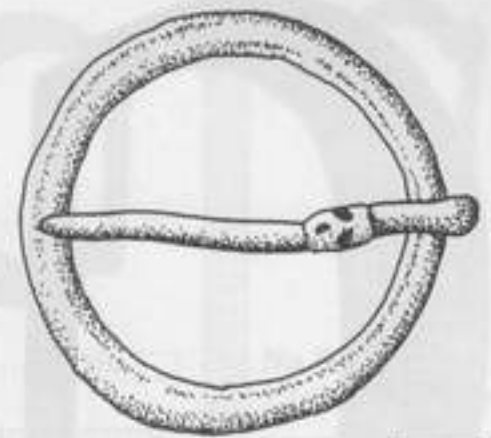
More closely datable types include one variety with projecting recurved "spurs" at either end of the strap-bar (No.65). On another group of buckles the outer edge of the frame



CM

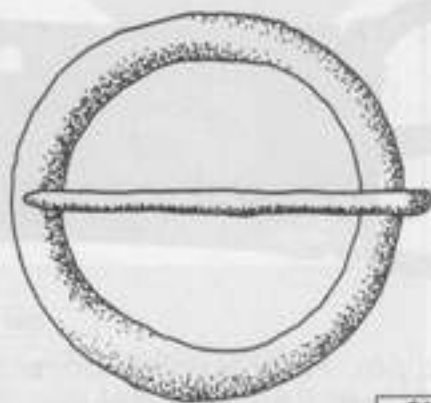
No.34 Pin with transverse ridge. Diameter 29mm.

Cast copper-alloy circular buckles with cast copper-alloy pins: c1250-1450.



CM

No.36 Pin with lateral ridge in form of animal head. Diameter 44mm.



CM

No.37 Frame of irregular thickness. Diameter 40mm.



CM

No.35 Frame of irregular thickness. Pin with lateral ridge. Diameter 45mm.



CM

No.38 Crudely finished frame. Diameter 24mm.

has been expanded to take punched scrolled decoration (Nos.66-68). Both types can be dated to the 14th century.

Another long lasting design has a lipped frame (Nos.69-76) that is usually furnished with a notch for the pin. These buckles are generally well made, and have narrowed and offset strap-bars that in many cases would have been fitted with sheet metal buckle plates.

Most of these buckles are of small to medium size and were probably used for a variety of purposes. One distinctive type with a wide frame (usually about 50mm) and short tongue was probably used as a sword belt buckle in the 14th century (Nos. 69 and 73). Most of the other buckles in this group can be dated broadly to the 14th or 15th centuries.

Apart from these long lasting and utilitarian types there are a number of ornamental buckle designs that can be more closely dated. The largest and most clearly defined group consists of a series of buckles with oval frames and narrowed, offset strap-bars (Nos.77-105). The front edges of these buckles are expanded and decorated with a range

of grooved, lobed, knopped or barrel-like projections that sometimes incorporate sheet metal rollers.

Anthropomorphic features may also be present. These most commonly take the form of human hands clasping the strap-bar.

Most of the buckles in this group are of small to medium size. They would originally have been fitted with sheet metal buckle plates which were usually ornamented with incised linear-patterns. Repousse decoration or large ornamental rivets were also employed. These buckles represented the top end of the buckles mass market in the 13th and 14th centuries.

Other decorative buckles produced during this period include a series with sub-triangular frames (Nos.106-114). These buckles have a crested extension on the front, that usually terminates in a trefoil moulding.

The more elaborate buckles in this group are decorated with moulded knops or ribs, and usually have narrowed and offset strap-bars. The crested extensions may be of considerable size and the enlarged areas that they create are often decorated

with incised patterns. On some buckles the outer edges of the frame are very angular.

After 1400 or thereabouts, these decorative buckles disappeared and new designs took their place. Buckles with kidney-shaped frames (Nos.115-119) became a standard type during the 15th and 16th centuries. Most are cast copper-alloy but a few are of composite construction with folded sheet metal frames and separate strap-bars (Nos.120-121).

These composite buckles are usually fairly large, with wide frames and short pins. Decoration takes the form of punched rosettes, or incised zig-zag and oblique lines running around the frame. Their buckle plates can be very elaborate, with shaped ends, openwork designs, and repousse decoration.

During the late 15th and 16th centuries D-shaped buckles were produced with elaborate moulded decoration covering all of the frame except for the strap-bar (Nos.122-125). This usually consists of either a scalloped and flanged outer edge or a "ropework" pattern.



CM

No.39 Notched frame and strap bar. Tinned. 31mm x 48mm.



CM

No.40 Cast c/a pin. 23mm x 36mm.



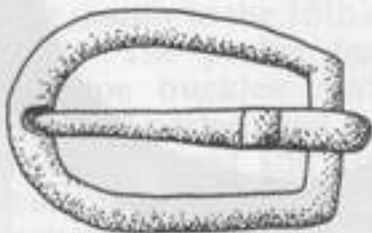
CM

No.41 Notched frame. Moulded ends to strap bar. 18mm x 25mm.




CM

No.42 Incised oblique lines. 25mm x 25mm.



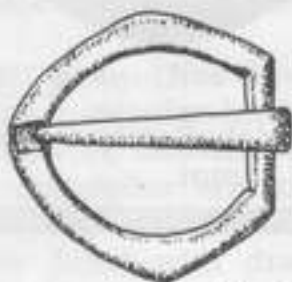
CM

No.44 Cast c/a pin with transverse ridge. Notched frame. 34mm x 23mm.




CM

No.45 Cast c/a pin. Plate has five domed rivets, of which one is missing. Frame: 21mm x 20mm. Plate: 28mm x 15mm.




CM

No.43 Notched frame. Cast c/a pin. 28mm x 27mm.



CM

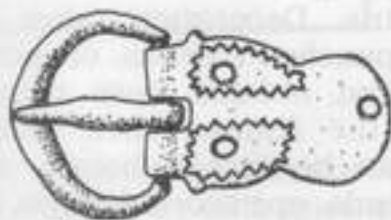
No.46 Frame notched for sheet c/a pin. Unrecessed plate has single rivet hole. Frame: 17mm x 19mm. Plate: 22mm x 10mm.



CM

No.47 c/a wire pin. Unrecessed plate has single rivet hole. Frame: 13mm x 18mm. Plate: 20mm x 13mm.

Cast copper-alloy single loop D-shaped buckles: mainly c1250-1500.



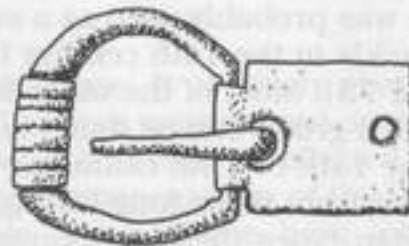
CM

No.48 Cast c/a pin. Waisted buckle plate with round end. Three rivet holes, two of which are framed by engraved zig-zag decoration. Frame: 17mm x 21mm. Plate: 25mm x 15mm.



CM

No.49 Bent c/a pin. Misshapen frame with three transverse grooves. Plate has engraved floral decoration, cusped end and two rivets. Frame: 18mm x 15mm. Plate: 25mm x 14mm.



CM

No.50 Fragmented c/a pin. Sheet c/a roller with engraved transverse grooves. Plate has one rivet hole. Frame: 23mm x 24mm. Plate: 20mm x 15mm.



CM

No.51 Notched frame with punched circle pattern. 33mm x 49mm.

Cast copper-alloy single loop D-shaped buckles with narrowed and offset strap bars: mainly c1250-1500.



CM

No.52 23mm x 35mm.



CM

No.53 Tinned frame. 16mm x 20mm.



CM

No.54 11mm x 16mm.



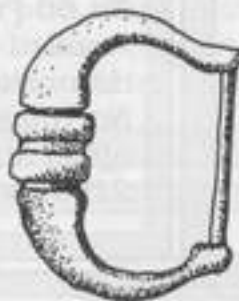
CM

No.55 Lobed knop either end of the strap bar. Tinned. 14mm x 26mm.



CM

No.56 Pointed knop either end of the strap bar. Seven transverse grooves on frame. 13mm x 19mm.



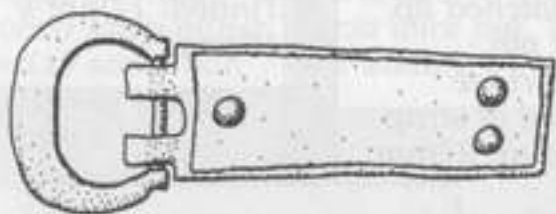
CM

No.57 Sheet c/a roller with central groove. 22mm x 30mm.



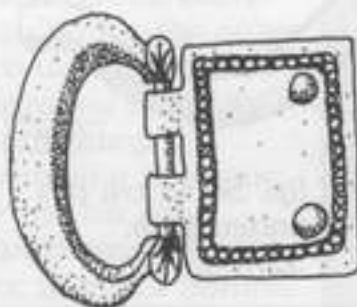
CM

No.58 Sheet c/a roller with lateral engraved lines. Moulded knops with engraved decoration either end of strap bar. 18mm x 22mm.



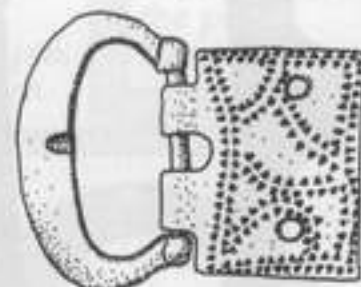
CM

No.59 Plate with three domed rivets and single engraved line around outer edge. Traces of gilding on frame and plate. Frame: 17mm x 21mm. Plate: 43mm x 14mm.



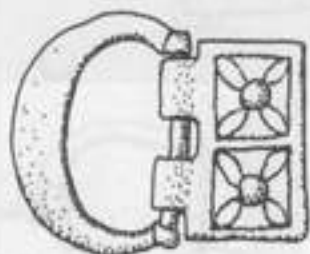
CM

No.60 Moulded knops with engraved decoration either end of strap bar. Plate has engraved border. Frame: 17mm x 30mm. Plate: 22mm x 24mm.



CM

No.61 Notched frame. Plate has two rivet holes and pattern of punched, opposed triangles. Frame: 17mm x 28mm. Plate: 20mm x 24mm.



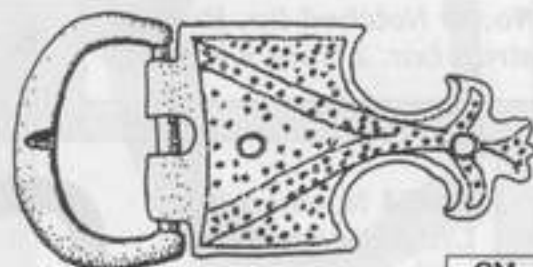
CM

No.62 Buckle plate has two rivets which form the centre of two engraved flowers within a square border. Frame: 18mm x 25mm. Plate: 15mm x 20mm.



CM

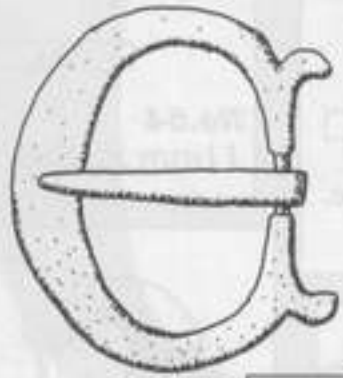
No.63 Fragmented c/a pln with transverse ridge. Plate with three rivet holes and repousse design of facing, seated figure. Frame: 16mm x 23mm. Plate: 25mm x 15mm.



CM

No.64 Notched frame. Plate with two rivet holes and scalloped, trefoil end. Linear engraved and punched decoration. Frame: 17mm x 26mm. Plate: 40mm x 23mm.

Cast copper-alloy single loop D-shaped buckle with projecting recurved spurs: c1300-1400.



CM

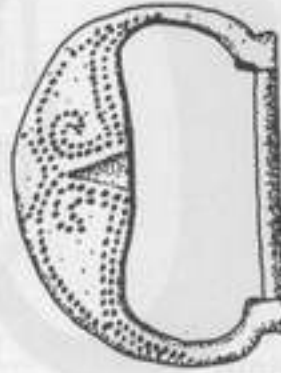
No.65 Strap bar notched for pin, which is sheet c/a. 32mm x 36mm.

Cast copper-alloy single loop D-shaped buckles with expanded outer edges and punched decoration: c1300-1400.



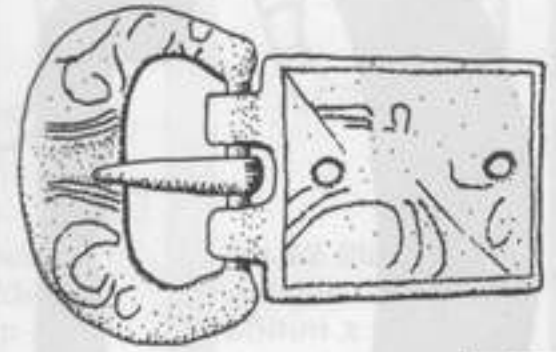
CM

No.66 Punched scrolled decoration. Narrowed and offset strap bar. 21mm x 37mm.




CM

No.67 Punched linear and scrolled decoration which frames a notch for the pin. Narrowed and offset strap bar. 27mm x 36mm.



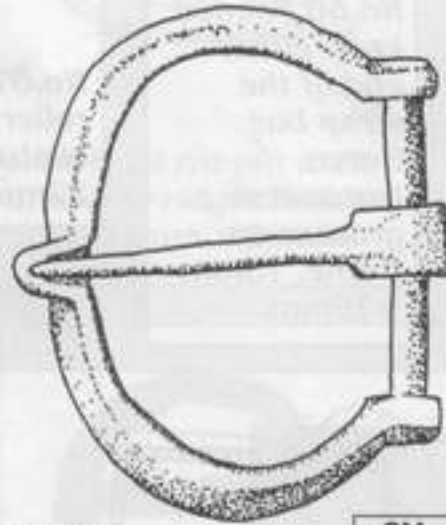
CM

No.68 Punched linear and scrolled decoration on frame. Plate with two rivet holes and punched border framing scrolled decoration. Frame and plate worn and corroded. Traces of gilding. Frame: 23mm x 34mm. Plate: 34mm x 24mm.



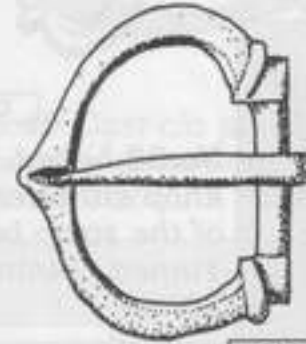
CM

No.69 Notched lip. Broken strap bar. 27mm x 61mm.



CM

No.70 Notched lip. Sheet c/a pin with expanded loop. 43mm x 52mm.



CM

No.71 Notched lip. Cast c/a pin. Moulded ridge either end of strap bar. Tinned. 27mm x 35mm.



CM

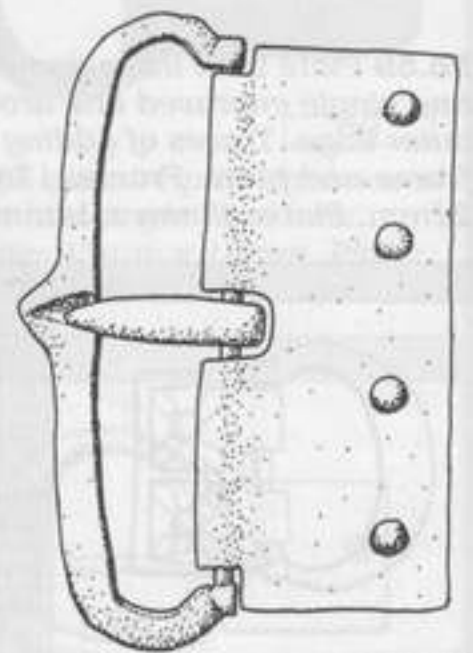
No.72 Notched lip. Tinned. 17mm x 16mm.

Cast copper-alloy single loop D-shaped buckles with lipped frames, narrowed and offset strap bars: mainly c1350-1450.

No.74 Notched lip. Unrecessed plate with two rivet holes, ogival end and rounded aperture. Frame: 15mm x 19mm. Plate: 35mm x 12mm.



CM




CM

No.73 Notched lip. Sheet c/a pin. Plate has four domed rivets. Tinned. Frame: 22mm x 63mm. Plate: 25mm x 57mm.

...continued. **Cast copper-alloy single loop D-shaped buckles with lipped frames, narrowed and offset strap bars: mainly c1350-1450.**



No. 75 Notched lip. Plate with one rivet hole. Frame: 16mm x 22mm. Plate: 23mm x 14mm.



No. 76 Notched lip. Bent c/a pin. Plate with two rivet holes and engraved border framing punched and engraved mythical beast. Frame: 19mm x 25mm. Plate: 48mm x 17mm.



No. 77 Five lobed knobs on front. Lobed knob either end of strap bar. Traces of gilding. 17mm x 22mm.



No. 78 Four lobed knobs dividing three transverse grooves, c/a wire pin. 15mm x 20mm.



No. 79 Three barrel mouldings, the outer two decorated with engraved lines, the centre knob furnishing a groove for the c/a pin. Hands clasping strap bar. 26mm x 38mm.



No. 80 Two barrel mouldings furnishing a notch for the pin. 20mm x 30mm.



No. 81 Single transversely engraved barrel moulding which is grooved for the pin. 17mm x 18mm.

Cast copper-alloy single loop oval buckles with ornate outer edges, narrowed and offset strap bars: c1250-1400.



No. 85 Single collared knob. Casting spur either side of the frame. 22mm x 15mm.



No. 84 Single barrel moulding with notch for pin. 16mm x 18mm.



No. 83 Two crudely cast knobs flank a notch for the pin. Lobed knob either end of the strap bar. 18mm x 25mm.



No. 82 Two collared barrel knobs furnish groove for the c/a pin. 27mm x 53mm.



CM

No. 86
Two lobed knobs flanking transverse grooves. Worn. 21mm x 28mm.



CM

No. 87
Two prominent lobed knobs flanking five grooves on narrowed outside edge. 20mm x 22mm.



CM

No. 88
Two prominent lobed knobs flanking three grooves. 18mm x 16mm.



CM

No. 89
Notched lip flanked by two pairs of transverse knobs. 18mm x 22mm.



CM

No. 90 Notched lip with transverse knob either side. 18mm x 23mm.



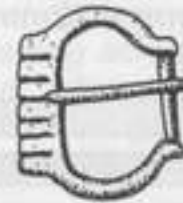
CM

No. 91 Two angled knobs flanking two transverse ridges. Notched lip. Cast c/a pin. 15mm x 17mm.



CM

No. 92 Two opposing groups of three oblique grooves flanking a notch for the c/a wire pin. 17mm x 21mm.



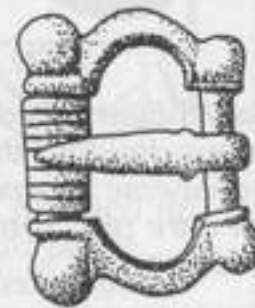
CM

No. 93
Six transverse grooves, c/a wire pin. 16mm x 19mm.



CM

No. 94 Five transverse grooves. 17mm x 15mm.



CM


No. 95 Two lobed knobs flank constriction for a transversely grooved sheet c/a roller. Lobed knobs either end of strap bar. Cast c/a flanged pin. 22mm x 28mm.



CM

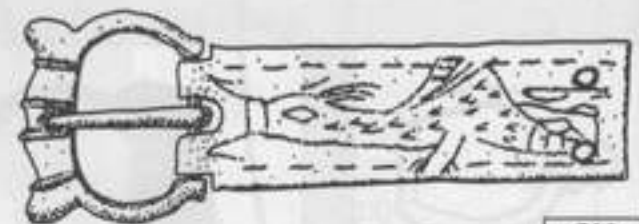
No. 96
Two lobed knobs flank constriction for sheet c/a roller. 18mm x 20mm.

... continued **Cast copper-alloy single loop oval buckles with ornate outer edges, narrowed and offset strap bars: c1250-1400.**



CM

No. 97 Four lobed knobs dividing four transverse ridges, the centre two furnishing a notch for the iron pin. Plate has engraved border and five rivet holes, one retaining a domed rivet. Frame: 23mm x 37mm. Plate: 38mm x 28mm.



CM


No. 98 Four lobed knobs dividing four transverse ridges, the centre two furnishing a notch for the c/a pin. Plate has two rivet holes, engraved dashed border framing punched and engraved mythological beast. Frame: 18mm x 21mm. Plate: 45mm x 14mm.



CM


No.99 Three lobed knobs flanking two transverse ridges. Lobed knob either end of strap bar. Misshapen c/a pin. Plate has five rivet holes, four retaining domed rivets. Traces of gilding on plate. Frame: 18mm x 25mm. Plate: 63mm x 18mm.

... continued **Cast copper-alloy single loop oval buckles with ornate outer edges, narrowed and offset strap bars: c1250-1400.**




CM

No.101 Two lobed knobs flanking three grooves. Plate has four rivets, engraved border and trefoll aperture shaped end. Frame: 20mm x 25mm. Plate: 43mm x 18mm.



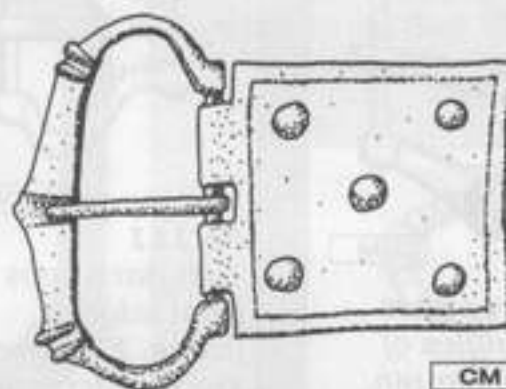
CM

No.100 Two angled knobs flanked by two transverse ridges. Notched lip. Plate has AVA LEU inscribed in two lines on front. Two dome headed rivets. Frame: 15mm x 18mm. Plate: 37mm x 12mm.



CM

No.102 Notched bar moulding. Cast and folded c/a plate with single integral rivet. Frame: 24mm x 27mm. Plate: 33mm x 16mm.




CM

No.103 Two pairs of transverse ridges flanking a notched lip. C/a wire pin. Plate has five domed rivets and engraved linear border. Frame: 21mm x 38mm. Plate: 32mm x 27mm.



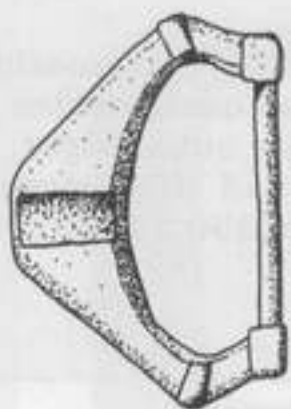
CM

No.104 Two lobed knobs flanking a notched lip. Cast c/a pin. Plate has two rivet holes, one retaining a domed rivet. Frame: 15mm x 13mm. Plate: 25mm x 8mm.



CM

No.105 Two lobed knobs flanking constriction for transversely grooved sheet c/a roller. Cast c/a pin. Plate has five rivet holes and engraved linear border. Frame: 19mm x 23mm. Plate: 32mm x 17mm.



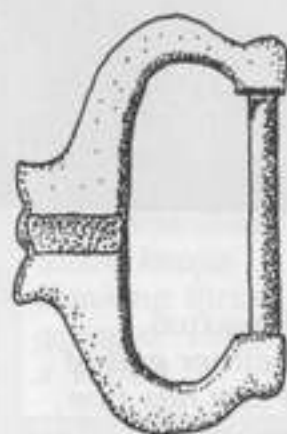
CM

No.106 Notch for pin. Moulded ribs on angles of frame and either end of strap bar. 28mm x 38mm.



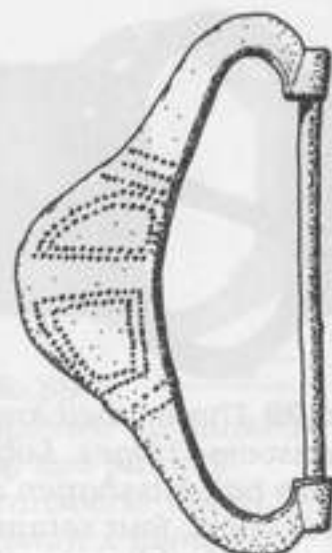
CM

No.107 Trefoil shaped front. 23mm x 47mm.



CM

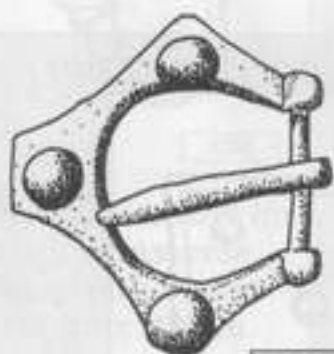
No.108 Trefoil shaped front with notch for pin. 27mm x 42mm.



CM

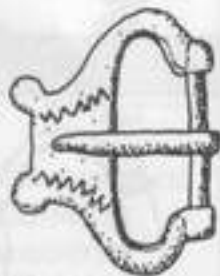
No.109 Punched decoration on front of frame. 30mm x 54mm.

Cast copper-alloy single loop sub-triangular buckles with narrowed and offset strap bars: c1250-1400.



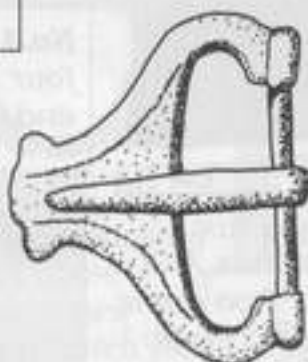
CM

No.110 Three cast knobs on angles of frame. Cast c/a pin. 30mm x 34mm.



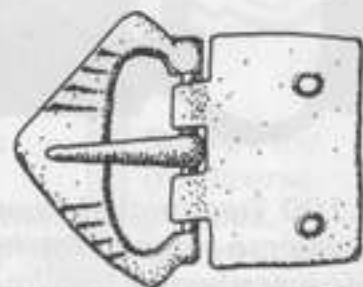
CM

No.111 Two flat knobs on front edge of frame. Engraved zig-zag decoration. Cast c/a pin. 20mm x 26mm.



CM

No.112 Greatly expanded front terminating in trefoil shaped moulding. Engraved linear decoration. Cast c/a pin. 28mm x 36mm.



CM

No.113 Pointed loop decorated with two groups of four engraved transverse lines. Cast c/a pin. Plate has two rivet holes. Frame: 18mm x 27mm. Plate: 19mm x 23mm.



CM

No.114 Notch for pin. Plate has three rivet holes and engraved zig-zag border. Both frame and plate retain traces of gilding. Frame: 27mm x 42mm. Plate: 18mm x 36mm.

Cast copper-alloy single loop kidney shaped buckles: c1450-1550.



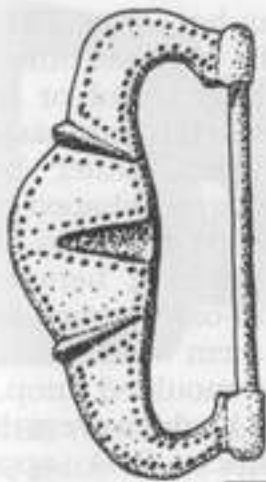
CM

No.115 Concave front with engraved transverse lines. 22mm x 37mm.



CM

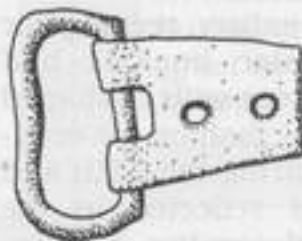
No.116 Bifid knob on front edge. Engraved oblique lines. Traces of black lacquer. 21mm x 38mm.



CM

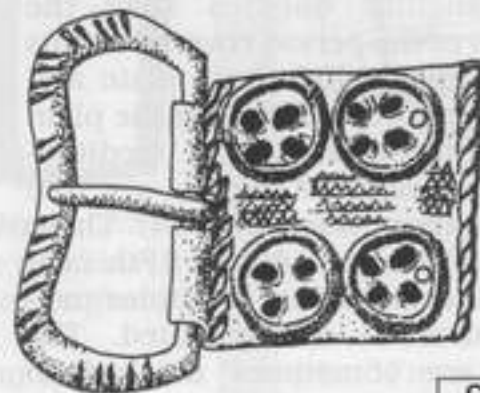
No.117 Expanded front. Triangular pin notch flanked by two transverse, triangular ridges which frame punched decoration. Narrowed and offset strap bar. 25mm x 48mm.

... continued **Cast copper-alloy single loop kidney shaped buckles: c1450-1550.**



CM

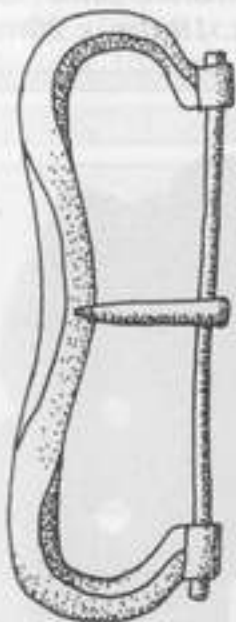
No.118 Slightly concave front. Unrecessed, tapering buckle plate with two rivet holes. Frame: 13mm x 24mm. Plate: 21mm x 15mm.



CM

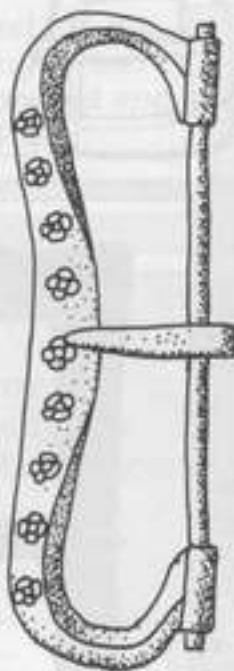
No.119 Concave front with engraved oblique lines. Cast c/a pin. Plate with two rivet holes and repousse decoration in the form of four openwork quatrefoils within circles bounded by ribbed borders. Engraved zig-zag decoration in field between quatrefoils. Frame: 20mm x 38mm. Plate: 31mm x 28mm.

Folded sheet copper-alloy single loop kidney shaped buckles with drilled frame for separate spindle: c1450-1550.



CM

No.120 Cast c/a pin. Iron strap bar. 22mm x 62mm.



CM

No.121 Rosette motifs on front edge of frame. Cast c/a pin. Iron strap bar. 21mm x 67mm.



CM

No.122 Ropework decoration. 25mm x 34mm.

Cast copper-alloy single loop D-shaped buckles with moulded decoration: c 1450-1550.



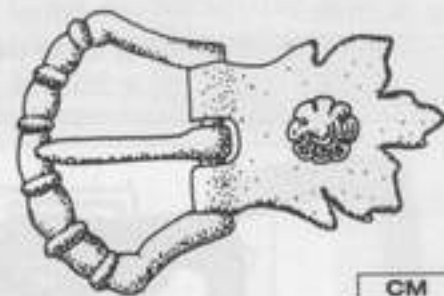
CM

No.124 Serrated outer edge. Raised flange around inside edge of frame. 15mm x 16mm.



CM

No.123 Scalloped outer edge. Raised flange around inside edge of frame. Narrowed and offset strap bar. 24mm x 33mm.



CM

No.125 Multiple lobes and transverse knops. Angled frame. Cast c/a pin. Unrecessed plate with fleuret shaped end. Single decorative stud in form of fleuret. Frame: 22mm x 29mm. Plate: 26mm x 18mm.

Rectangular & Trapezoidal Buckles

Rectangular buckles span the duration of the period covered in this chapter, and include both plain and decorative groups. Amongst the plain buckles, those with stout medium-sized rectangular frames are the most common (Nos.126-134). These buckles span the 14th to 17th centuries, and individual examples usually cannot be closely dated. The frames are sometimes notched to receive the pin, and the strap-bars are occasionally narrowed.

A few of these buckles have moulded features or decorative buckle plates which permit closer dating. However, most were functional heavy duty items that were probably used both for horse harness and personal dress over a period of several centuries.

The more decorative buckles form a number of distinctive groups. The earliest have small to medium sized frames, the outer edges of which are expanded and often decorated with incised transverse lines (Nos.135-140). A number are known fitted with sheet metal rollers. Excavated examples from London have been found in contexts dating to the last half of the 14th century.

Many of the buckles in this group have narrowed strap-bars and would originally have been fitted with buckle plates.

Buckles with lobed knops on the outside edge (No.141) probably date to the 13th or 14th centuries. Rectangular buckles with lipped frames (Nos.142-143) date from the 14th or 15th centuries.

By the 16th century rectangular and sub-rectangular buckles had largely replaced those with D-shaped or oval frames. The fashion for ornamental buckles during the 16th and 17th centuries is reflected in the large number of decorative sub-rectangular buckles produced during this period. These buckles fall into two main groups.

The first had flat frames with a narrowed strap-bar and rounded or pointed front which is often notched to receive the pin (Nos.144-150). The leading edge of these buckles is sometimes decorated with a single cast knop. More elaborate buckles have moulded bifid sides.

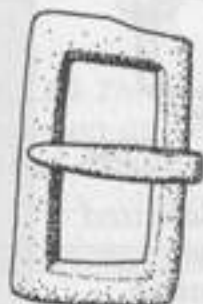
The second group are much more ornamental. These buckles have rectangular or sub-rectangular frames which are splayed at the junction

with the strap-bar (Nos.151-162). The front of the frame is often decorated with a large ovoid or lozenge shaped knop which is emphasised by incised decoration. Other buckles have elaborate barrel shaped mouldings or bifid knops. On many of these buckles the junction between the frame and strap-bar is expanded into a tear shaped form which sometimes terminates in a moulded knop.

Trapezoidal buckles are a distinctive form which first appeared around the middle of the 13th century. They continued in fashion until at least the late 15th century. Plain forms are fairly unusual and most are decorated.

The earliest buckles in the series are those with moulded knops on the leading corner of the frame (Nos.163-166). These are of 13th or 14th century date.

Later buckles (Nos.167-175) are more varied, but often have leading edges which are slightly concave. During the 15th century trapezoidal buckles were produced with engrailed outer edges. Where incised or punched decoration is present it usually consists of dot, circle or zigzag patterns.




CM

No.126 Bevelled frame. Cast c/a pin. 17mm x 30mm.



CM

No.127 Transverse and oblique filed grooves. Remains of iron pin. 15mm x 25mm.



CM

No.128 Engraved oblique lines. Notch for pin. 22mm x 29mm.

Cast copper-alloy single loop rectangular buckles: mainly c1300-1500.



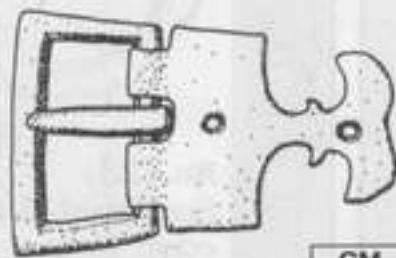
CM

No.129 Bevelled frame. Front constricted for sheet c/a roller. Sheet c/a pin. 19mm x 20mm.



CM

No.130 Recessed strap bar. Engraved transverse lines on outer edge of frame. Fragmented plate with hole for pin. Frame: 15mm x 18mm. Plate: 22mm x 13mm.




CM

No.131 Cast c/a pin. Plate has two rivet holes and bifid end. Frame: 14mm x 24mm. Plate: 27mm x 21mm.



CM

No.132 Cast c/a pin. Narrowed strap bar. Wiggleswork decoration on frame. Fragmented plate has three rivet holes which are framed by two panels of wiggleswork decoration. Traces of gilding. Frame: 17mm x 37mm. Plate: 19mm x 34mm.



CM

No.133 Notch for pin. Unrecessed plate with single rivet hole and angled end. Frame: 17mm x 26mm. Plate: 27mm x 16mm.

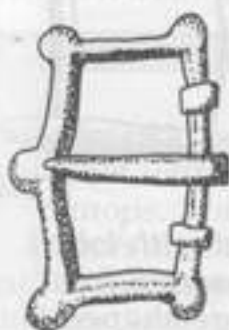
... continued **Cast copper-alloy single loop rectangular buckles: mainly c1300-1500.**



CM

No.134 Toothed front. Cast c/a pin. Unrecessed plate with single rivet hole, waisted sides and angled end. Frame: 16mm x 25mm. Plate: 25mm x 15mm.

Cast copper-alloy single loop sub-rectangular buckle with ornate outer edges: c1250-1400.



CM

No.141 Slightly convex front with three lobed knobs on outside edge. Lobed knob either end of strap bar, which has two stops. Sheet c/a pin. 20mm x 30mm.



CM

No.135 Five transverse grooves on front edge. Two casting spurs on each side. Narrowed and offset strap bar. 16mm x 14mm.



CM

No.136 Three transverse grooves on front edge. Two casting spurs on each side. Narrowed and offset strap bar. 15mm x 14mm.



CM

No.137 Very wide front. Narrowed and offset strap bar, c/a wire pin. 17mm x 12mm.



CM

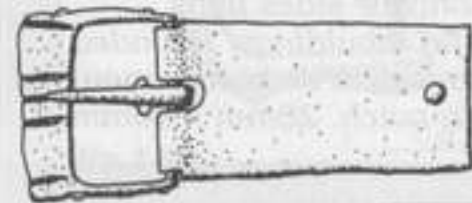
No.138 Sheet c/a roller. 15mm x 17mm.

Cast copper-alloy single loop rectangular or sub-rectangular buckles with expanded outer edges: c1350-1400.



CM

No.140 Frame constricted for sheet c/a roller. Narrowed and offset strap bar. Unrecessed plate with single rivet hole. Frame: 14mm x 12mm. Plate 21mm x 7mm.



CM

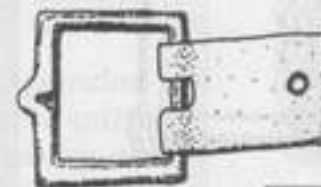
No.139 Five transverse grooves on front edge. Two casting spurs on each side. Narrowed and offset strap bar. Cast c/a flanged pin. Plate has one rivet hole. Frame: 16mm x 19mm. Plate: 31mm x 16mm.

Cast copper-alloy single loop rectangular and sub-rectangular buckles with lipped frames: c1350-1450.



CM

No.142 Notched lip. Slight knobs on front corners of frame. Narrowed and recessed strap bar. 14mm x 28mm.



CM

No.143 Notched lip. Unrecessed plate with one rivet hole. Frame: 17mm x 18mm. Plate: 16mm x 12mm.



No. 144 Concave sides and rounded, notched front. Tinned. 26mm x 23mm.



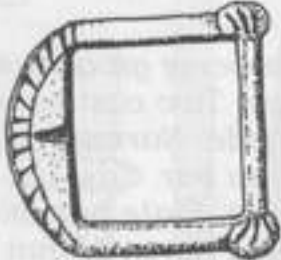
No. 145 Concave sides. Rounded front with single lobed knob. Narrowed and recessed strap bar. 28mm x 24mm.



No. 146 Concave sides with bifid mouldings. Rounded front with elaborate moulded pin notch. 28mm x 26mm.



No. 147 Slightly concave sides. Pointed notched front. Tear shaped mouldings on corners. 34mm x 37mm.




No. 148 Rounded, notched front with engraved oblique lines. Lobed and engraved knobs either end of strap bar. 26mm x 24mm.

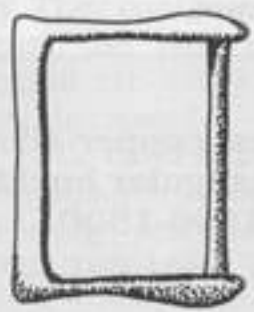
Cast copper-alloy single loop sub-rectangular buckles with narrowed strap bars: c1500-1650.



No. 149 Concave sides. Pointed, notched front. Traces of black lacquer. 28mm x 31mm.

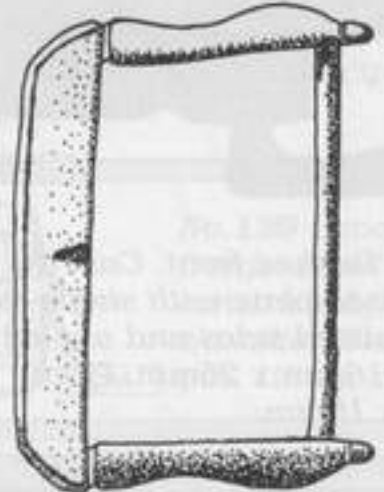


No. 150 Elaborate moulded front with cast, beaded border framing a decorative knob and two lozenge panels. Engraved lobed knobs either end of strap bar. 26mm x 26mm.




No. 151 21mm x 30mm.

Cast copper-alloy single loop sub-rectangular buckles with expanded, splayed feet, narrowed and recessed strap bars: c1500-1650.




No. 152 Feet with lobed knobs. Expanded, notched front with engraved line along outer edge. 32mm x 49mm.




No. 153 Feet with lobed knobs. Expanded front with large lozenge shaped knob and engraved decoration. 38mm x 24mm.

... continued **Cast copper-alloy single loop sub-rectangular buckles with expanded, splayed feet, narrow and recessed strap bars: c1500-1650.**



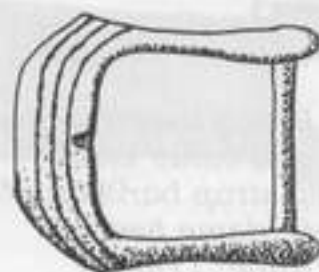
No.154
Feet with lobed knobs and transverse engraved lines. Bifid front knob with moulded oblique lines. Traces of black lacquer. 37mm x 38mm.

CM



No.155
Feet with lobed knobs. Expanded front knob flanked by two lozenge shaped knobs with moulded and engraved decoration. 44mm x 35mm.


CM



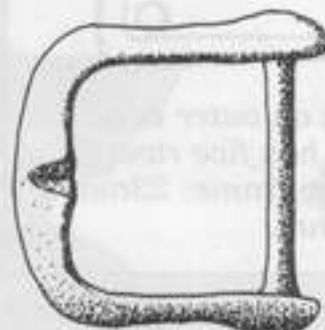
No.156
Expanded, notched front with three engraved curvilinear lines. 30mm x 26mm.

CM

No.157
Rounded, notched front with engraved curvilinear line along outer edge. 28mm x 24mm.

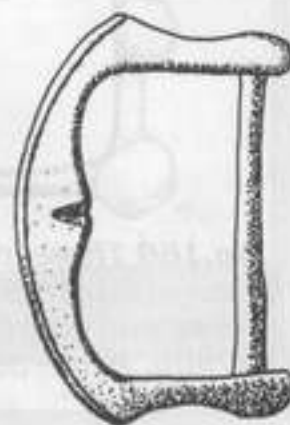


CM



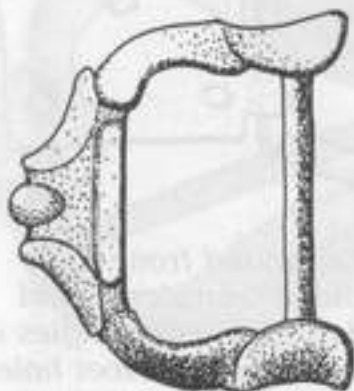
No.158
Rounded, notched front. 32mm x 32mm.

CM



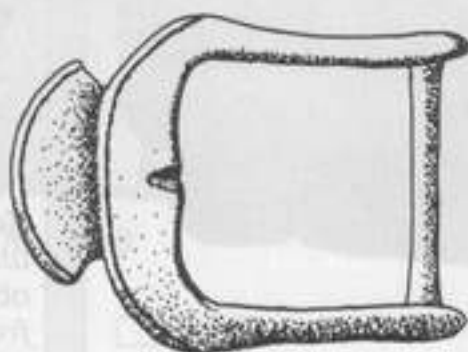
No.159
Rounded, notched front with engraved curvilinear line along outer edge. 28mm x 42mm.

CM



No.160
Feet with bifid mouldings. Bifid mouldings flank ovoid knob on front edge. 34mm x 37mm.

CM



No.161
Rounded, notched front with large ovoid knob and two engraved curvilinear lines. 46mm x 34mm.

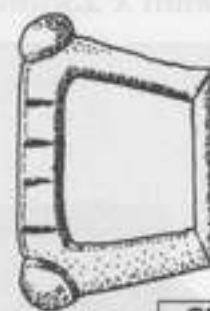
CM

Cast copper-alloy single loop trapezoidal buckles with ornate outer edges: c1250-1400.



No.163 Expanded front corners with multiple, oblique grooved lines. Notched lip. Lobed knob either end of narrowed strap bar. Cast c/a pin with transverse ridge. 17mm x 29mm.


CM



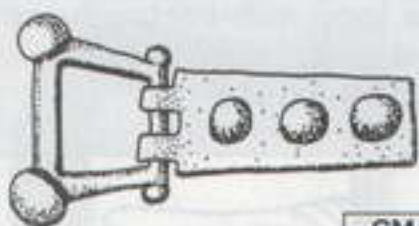
No.164 Two lobed knobs flanking four transverse engraved lines. Narrowed strap bar. 20mm x 30mm.

CM

No.162
Feet with lobed knobs. Notched front with oval on ovoid knob. Engraved curvilinear decoration. 32mm x 24mm.



CM



CM

No. 165 Lobed knobs on front corners and either end of narrowed strap bar. Plate with three dome headed rivets. Frame: 17mm x 22mm. Plate: 28mm x 10mm.

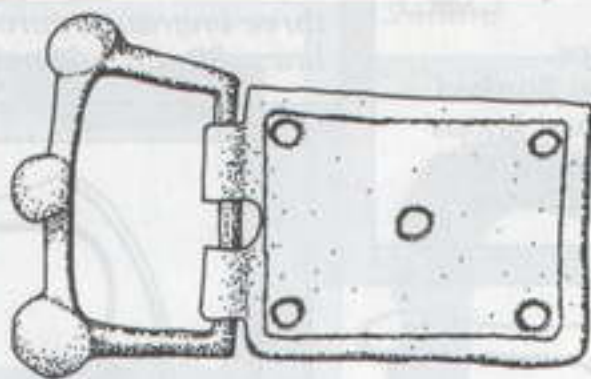
... continued
Cast copper-alloy single loop trapezoidal buckles with ornate outer edges: c1250-1400.

Cast copper-alloy single loop trapezoidal buckles: c1350-1500.



CM

No. 167 Line of punched dots along front edge. Narrowed strap bar. 19mm x 27mm.



No. 166 Three lobed knobs on outer edge. Narrowed strap bar. Plate has five rivet holes and engraved border. Frame: 23mm x 37mm. Plate: 39mm x 27mm.



CM

No. 168 Concave, expanded front edge with punched bilobate pattern. 22mm x 34mm.



CM

No. 169 Bevelled sides. Notched outer edge and strap bar. 28mm x 20mm.



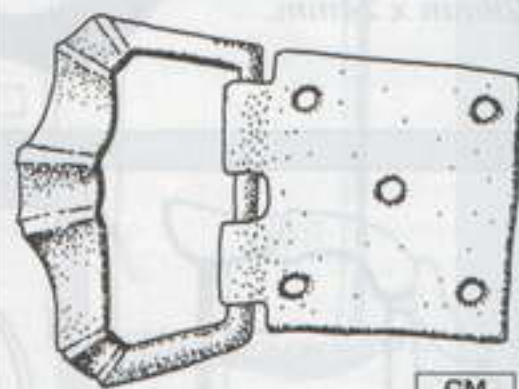
CM

No. 170 Engraved oblique lines along outer edge. Sheet c/a pin. 20mm x 23mm.



CM

No. 173 Cast c/a pin. Frame decorated with incised oblique lines. Fragmented plate has two rivet holes. Frame: 23mm x 36mm. Plate: 32mm x 25mm.



CM

No. 172 Expanded front edge with moulded transverse and oblique depressions in angles of frame. Plate has five rivet holes. Frame: 24mm x 37mm. Plate: 30mm x 28mm.




CM

No. 171 Concave front. Engraved oblique lines along front edge. 23mm x 22mm.



CM

No. 174 Engrailed outside edge. 33mm x 20mm.



CM

No. 175 Engrailed outside edge. Moulded pin rest on inside edge. 45mm x 31mm.

Buckles with Integral Plates
1250 - 1500



No. 179



No. 180



No. 186



No. 199



No. 209



No. 213



No. 215



No. 218



No. 220



No. 222



No. 223

During the medieval period buckles with integral plates were used for a variety of purposes. These included buckling spurs and horse equipment in addition to fastening various items of personal dress. Buckles with hook attachments were used solely for buckling spurs. However, it is likely

that not all spur buckles had hooked attachments, as some may have been riveted directly onto the strap.

Buckles with integral plates that were used on personal dress include some of the most elaborate and decorative in the whole medieval series. The largest and most varied group are a series of buckles with forked

spacers and a composite plate dateable to the late 14th and 15th centuries. Of similar date but much rarer are decorative buckles with cast integral box chapes, which were manufactured from either copper-alloy or pewter.

Spur buckles of the 13th and 14th centuries with hook attachments (Nos.176-185) form the most clearly defined group within this series. These buckles have an upstanding hook or loop protruding from the end of the buckle plate. The hook is usually an integral part of the plate though in some instances it was manufactured separately and riveted into place (No.184).

Most of these buckles were cast but some were cut from sheet metal. Cast examples often have simple moulded knops protruding from the base of the buckle frame. More elaborate forms of moulded decoration include collared or ribbed knops on either the frame or plate.

The buckle frame is usually circular or oval, though rectangular shaped frames are also known. The buckle plates are sometimes highly curved and are often the same shape as the frame. A number are known that have a separate loop, riveted at right angles onto the plate in order to hold the loose strap end. These buckles were manufactured from both copper-alloy and iron and are usually of stout construction.

A number have been recovered still attached to their spur straps. This enables us to see where and how they were used. Surviving "in-situ" buckles were used to secure the spur leathers on the outside of the foot. They were fixed directly to the terminal of the spur by the hooked attachment at the end of the buckle plate. Other forms of spur buckle in use during the 13th and 14th centuries lacked a hook or loop. Instead, they were riveted directly onto the strap. Most of the buckles in this group (Nos. 186-194) are of small to medium size, and are usually very stout with minimal decoration. They were manufactured from both copper-alloy and iron. Iron examples are invariably plain although cast cop-

Spur Buckles

per-alloy buckles of this group may be decorated with simple mouldings.

The main variation amongst these buckles occurs in the shape of the frame, which may be circular, oval, D-shaped or rectangular. On some buckles the frame is lipped. The buckle plates are usually shaped to some extent. The sides are sometimes waisted and the ends are often either rounded or pointed. The sides of both the frame and plate may be

bevelled. Rivets are either cast integrally with the plate or manufactured separately. Buckles of this type have been recovered in situ on spur straps of 13th-14th century date.

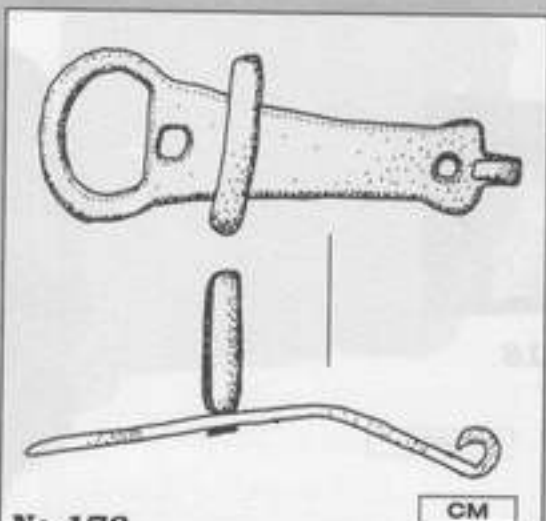
Buckles of similar type but with much more elaborately shaped frames and plates are also known (Nos.195-206). These buckles are usually of medium to large size and were manufactured from cast copper-alloy. They all have elaborate moulded decoration on the frame or plate.

The buckle frames are often highly ornamental with decorative mouldings and lobed extensions along the outside edge. A number of the buckles in this group also have frames of very unusual shapes. On one type the frame is shaped like a scallop shell (No.204) whilst another has a triangular frame (No.206). The plates of the buckles in this group are also very varied and are often highly decorative. Many have lobed or ribbed knops. A few are decorated with openwork designs, or have rounded waisted or narrowed sides. Some have trefoil shaped mouldings on the end of the plate.

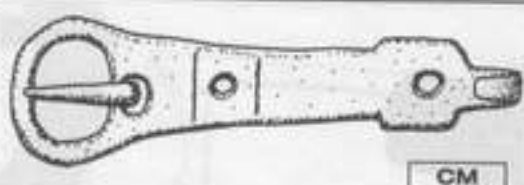
These buckles were normally secured to the strap by between one and four separate rivets. This method of fixing would only have been suitable on fairly substantial leather straps, as straps made of woven or spun fabric would have withstood the strain of such a fixing. The fact that these buckles were elaborately decorated indicates that they were made to be seen and displayed as fashion accessories. It is likely that many of these buckles were also used on spurs, though this need not preclude their use in other contexts.

After c1400 buckles of conventional form with a separate hooked buckle plate gradually replaced cast integral buckles for use on spurs.

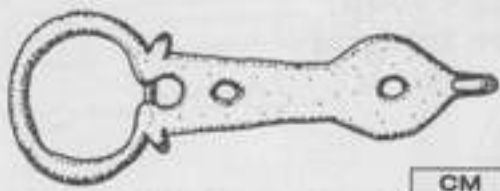
Cast copper-alloy single loop spur buckles with an integral plate ending in a hook: c1250-1400



No.176
Oval frame. Two rivet holes in plate, one retaining a rivet securing a separate sheet metal strap-loop. 49mm x 17mm.

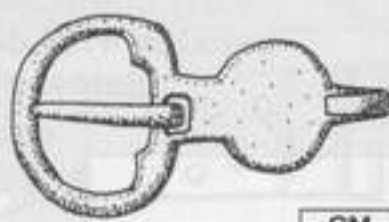


No.177 *Oval frame. Sheet c/a pin. Two rivet holes, one of which is framed by two transverse engraved lines. 53mm x 15mm.*



CM

No.178 Oval frame with lobed knop either end of strap bar, which is narrowed and recessed. Waisted plate with two rivet holes. 49mm x 17mm.



CM

No.182 Oval frame with bevelled inside edge. Cast c/a pin. Oval plate. 38mm x 20mm.



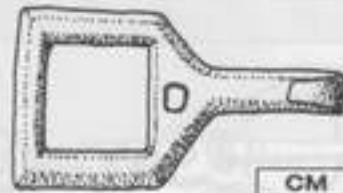
CM

No.186 Oval frame with notched lip. Remains of iron pin. Gilded rectangular plate with two dome headed rivets. 38mm x 14mm.



CM

No.179 Oval frame. Cast c/a pin. Fragmented plate with single rivet hole. 50mm x 17mm.



CM

No.183 Square frame. Very narrow plate with bevelled sides. 34mm x 18mm.



CM

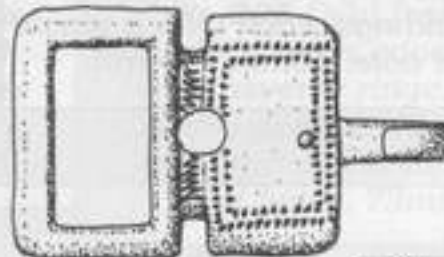
No.187 Oval, notched frame. Remains of iron pin. Pointed plate with single integral rivet. 27mm x 12mm.

... continued **Cast copper-alloy single loop spur buckles with an integral plate ending in a hook: c1250-1400**



CM

No.180 Oval frame with angled knop either end of strap bar. Fragmented plate with two rivet holes. 42mm x 15mm.



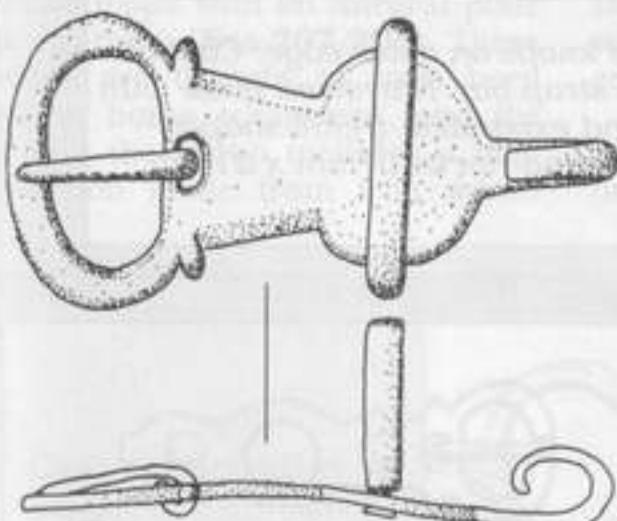
CM

No.184 Rectangular frame. Rectangular plate with engraved wrigglework pattern and border of punched, opposed triangles. Single rivet securing separate hook. 44mm x 25mm.



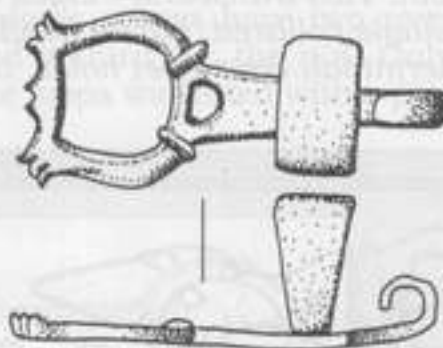
CM

No.188 Fragmented oval frame. Rectangular plate with slightly scalloped sides and single integral rivet. 28mm x 10mm.



CM

No.181 Oval frame with lobed knop either end of strap bar. Cast c/a pin. Oval plate with bevelled sides and single rivet securing a separate sheet metal strap-loop. 61mm x 29mm.



CM

No.185 Sub-oval frame with ornate outer edge and collared knop either end of strap bar. Tapering plate with single rivet securing a separate sheet metal strap-loop. 42mm x 17mm.



CM

No.189 Oval, lipped frame. Waisted plate with rounded end and single, integral rivet. 25mm x 14mm.

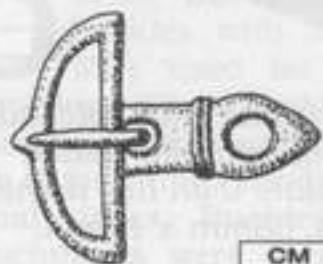


CM

No.190 Oval, lipped frame. Narrowed plate with rounded end and two rivet holes. 42mm x 12mm.

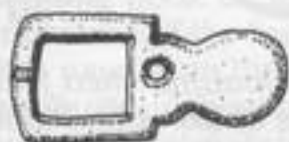
... continued **Cast copper-alloy single loop spur buckles with an integral plate: c1250-1400**

Cast copper-alloy single loop buckles with decorative integral plates: c1250-1400



CM

No.191 Sub-circular, lipped frame. Cast c/a pin. Plate with notched, transverse ridge, pointed end and single rivet hole. 30mm x 25mm.



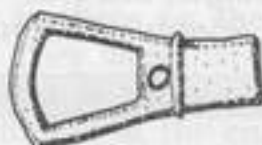
CM

No.192 Square, notched frame. Waisted plate with bevelled sides, rounded end and single integral rivet. 28mm x 13mm.



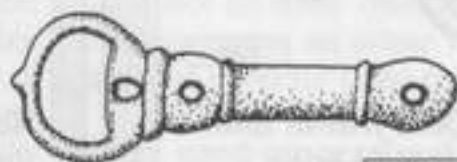
CM

No.193 Sub-oval frame with straight outer edge. Pointed plate with single integral rivet. 28mm x 13mm.



CM

No.194 Trapezoidal frame with rounded front. Rectangular plate with moulded transverse ridge and single integral rivet. 25mm x 13mm.



CM

No.195 Oval, lipped frame. Narrowed plate with three transverse ridges, two rivet holes and expanded, rounded end. 44mm x 15mm.




CM

No.197 Oval, lipped frame. Cast c/a pin with transverse ridge. Narrowed plate with engraved oblique lines framed by two circular mouldings, each with a single rivet hole. 40mm x 14mm.



CM

No.196 Oval frame. Fragmented plate with narrowed sides framed by two transverse ridges. Two rivet holes, the second fragmented. 38mm x 12mm.



CM

No.198 Oval frame with lobed knob either end of strap bar. Cast c/a pin with transverse ridge. Narrowed plate framed at either end by a transverse moulding. Trefoil shaped terminal. Four rivet holes. 59mm x 15mm.



CM

No.199 Oval frame with two lobed knobs on outer edge. Cast c/a pin. Two transverse ridges behind strap bar. Narrowed plate with single collared, barrel moulding and expanded, trefoil shaped terminal. Four rivet holes, two retaining rivets. 67mm x 21mm.



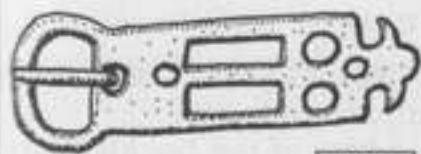
CM

No.200 Oval frame with two lobed knobs on outer edge. Cast c/a pin. Transverse ridge behind strap bar. Waisted plate with pointed end decorated with engraved oblique lines. Two rivet holes. 47mm x 15mm.



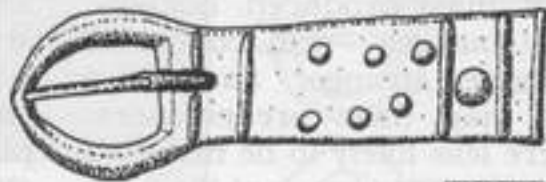
CM

No.201 Oval, notched frame. Cast c/a pin. Pointed knob either end of strap bar. Openwork plate with large circular aperture framed by two dome-headed rivets. 44mm x 14mm.




CM

No.202 Oval frame. Cast c/a pin. Openwork plate with two lateral slots and two circular apertures. Trefoil shaped terminal. Two rivet holes. 41mm x 14mm.



CM

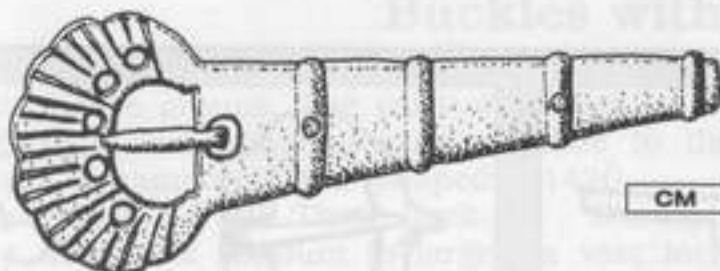
No.203 Oval, pointed frame. Cast c/a pin. Rectangular plate with five transverse ridges, six studs and single rivet. 53mm x 17mm.



CM

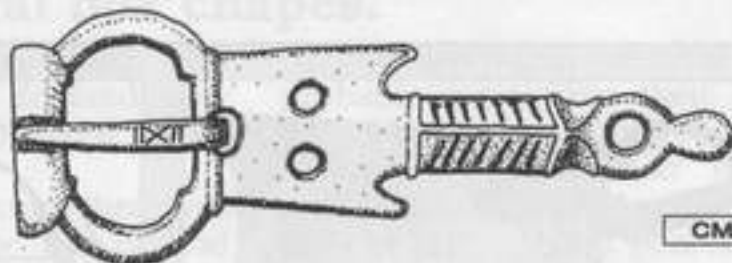
No.206 Triangular frame with notched lip and lobed knops on external corners. Narrowed plate with bevelled sides and engraved oblique lines framed by transverse, V-shaped ridge. Trefoil shaped terminal. Two rivet holes. 60mm x 34mm.

... continued **Cast copper-alloy single loop buckles with decorative integral plates: c1250-1400**



CM

No.204 Scallop shell shaped frame with five circular perforations and multiple engraved transverse lines. Cast c/a pin. Tapering plate with four transverse ridges and two rivet holes. 71mm x 26mm.



CM

No.205 Oval frame with notched barrel moulding along outer edge. Cast c/a pin with engraved transverse ridge. Plate with expanded front and narrowed end with bevelled sides and engraved oblique lines. Rounded, lobed terminal. Three rivet holes. 73mm x 25mm.

Buckles with integral plate dividing two loops.

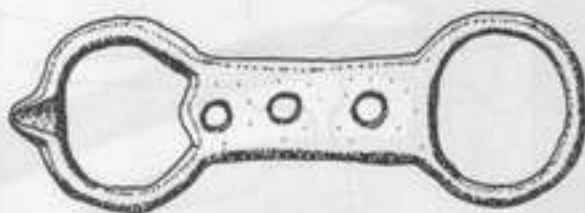
Other 13th-14th century buckles with integral plates are of uncertain function. One very distinctive type has two loops with an integral plate between them (**Nos.207-208**). These buckles are thought to have been used on horse equipment, and the fact that the group includes a high proportion made from iron would

tend to support this view. The loops are usually circular or oval and decoration is generally minimal. However, examples are known on which the loops have straight outside edges or are lipped.

The plates always have two rivet holes and a third for the pin. Only one of the loops was fitted with a pin.

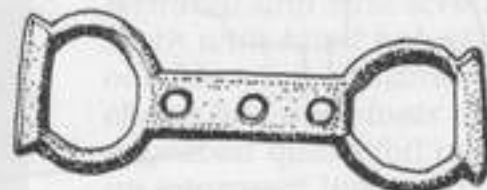
The second loop served to hold down the strap. The pin hole is always closer to the loop than the rivet hole, at the other end, is to the second loop. Many of these buckles have a slightly S-shaped profile suggesting that they were intended to connect two straps which lay parallel but on a slightly different plane from each other.

Cast copper-alloy buckles with two loops separated by an integral plate: c1250-1400



CM

No.207 Circular loops, one with a notched lip. Plate has two rivet holes and a hole for the pin. Tinned. 58mm x 19mm.



CM

No.208 Circular loops with bar moulding on straight outer edges. Plate has two rivet holes and a hole for the pin. Tinned. 48mm x 16mm.

Buckles with composite plates.

The buckles in this series form a distinctive group which are dated to the period between c1350-1450. They consist of two separate pieces of sheeting soldered onto a forked spacer cast integrally with the buckle frame (Nos.209-217). The forked spacer consists of two "prongs" which extend from the back of the frame. They are usually roughly filed to provide keying for the solder which holds the sheet metal plates in place.


These buckles are of small to large size and are manufactured and finished to a very high standard. By the late 14th century they had superseded those with ornate outer edges and folded plates as the top of the

range of mass-produced buckles. The new buckles with composite plates were stronger and more durable than their predecessors. They were less likely to be distorted through use, or to break at the junction between the strap bar and plate. They were also more suited for use with finer woven fabrics, and a number are known which retain traces of woven straps between the metal plates.

Most of these composite buckles have oval shaped frames which are bevelled, lipped and notched. The strap bars are offset and constricted for the pin, and the buckle frame is usually tinned. A few composite buckles with circular frames are

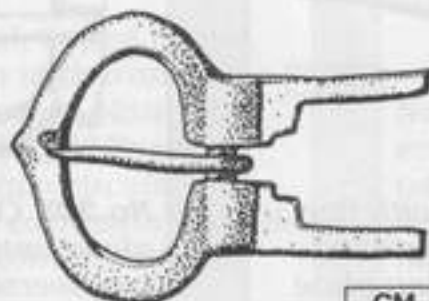
known (Nos 215-217), although they are comparatively rare.

The edges of the buckle plate are sometimes bevelled and the front plate is often decorated with a type of zig-zag pattern known as "wrigglework" (No.210). The end of the buckle plate is usually slightly concave. On more elaborate buckles the end of the front plate is furnished with a round, grooved aperture which is usually flanked by two rivets. Larger buckles sometimes have a third rivet just behind the strap bar. There is also considerable variation in the shape of the forked spacers; this probably reflects the practices of different manufacturers.



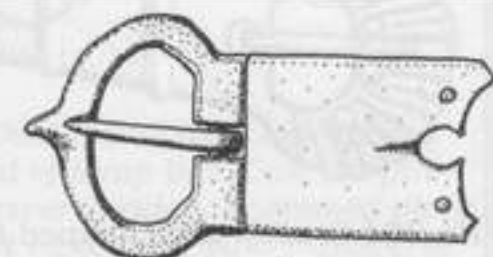
CM

No.209 Oval, lipped and notched frame. Cast c/a flanged pin. Plate with bevelled sides, concave end and four rivets. 39mm x 15mm.



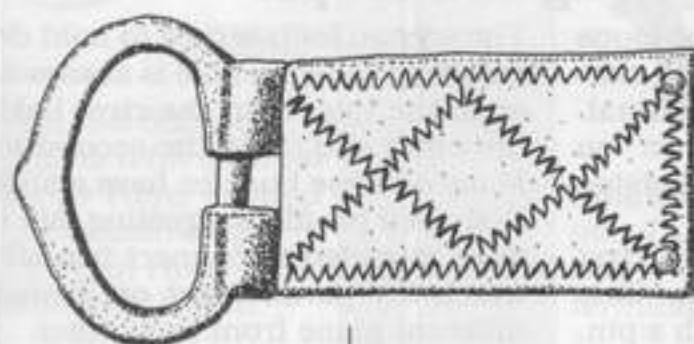
CM

No.214 Oval, lipped and notched frame. C/a wire pin. Plates missing. Tinned. 42mm x 30mm.



CM

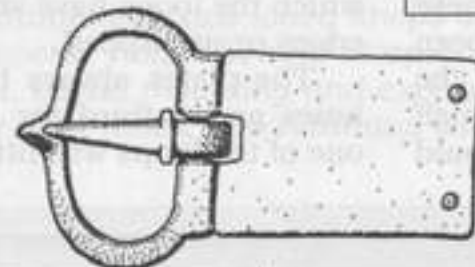
No.212 Oval, lipped and notched frame. Cast c/a pin. Plate with bevelled sides, concave end and round aperture which is grooved on the front plate. Tinned 47mm x 25mm.



CM

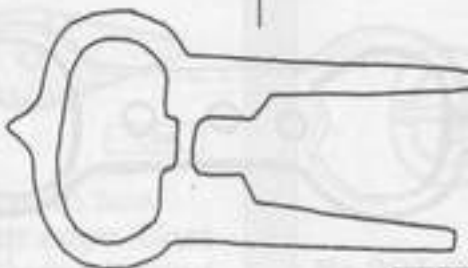
No.210 Oval, lipped frame. Plate with engraved wrigglework border framing two wrigglework "crosses". Two rivets. Tinned 68mm x 33mm.

Cast copper-alloy single loop buckles with integral, forked spacers and double sheet plates: c1350-1450



CM

No.211 Oval, lipped frame. Cast c/a flanged pin. Plate with two rivets. 46mm x 26mm.



CM

No.213 Oval, lipped and notched frame. C/a wire pin. Fragmented spacers with missing plates. Tinned 22mm x 20mm

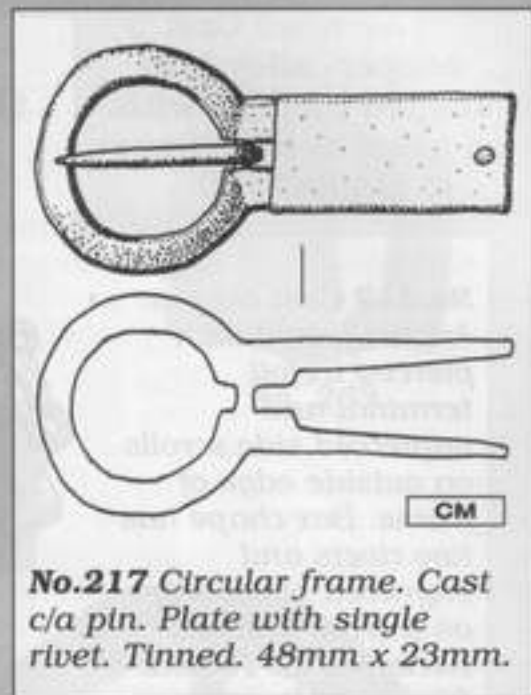
... continued **Cast copper-alloy single loop buckles with integral, forked spacers and double sheet plates: c1350-1450**



No.215 Circular, lipped frame. Cast c/a pin. Plate with concave end and single rivet. 38mm x 14mm.



No.216 Circular, lipped frame. C/a wire pin. Plate with dog-toothed end and single rivet. Tinned. 40mm x 16mm.



No.217 Circular frame. Cast c/a pin. Plate with single rivet. Tinned. 48mm x 23mm.

Buckles with integral box chapes.

The buckles in this series fall into two distinctive groups. The earliest are a series of cast copper alloy buckles with ornamental lyre shaped frames (**Nos.218-219**). These buckles are usually of medium to large size and are decorated along the outside edge of the frame with moulded leaf, trefoil and scroll ornament. The face of the box chape is usually elaborately engraved, and the whole surface area of the frame is covered with a tin/silver alloy coating.

These buckles are a Continental type first produced in France c1360, although they soon spread throughout North West Europe. They are well-represented amongst monumental brasses, suggesting that they were

used exclusively by the upper and knightly classes. In England they date to the period between 1390-1420.

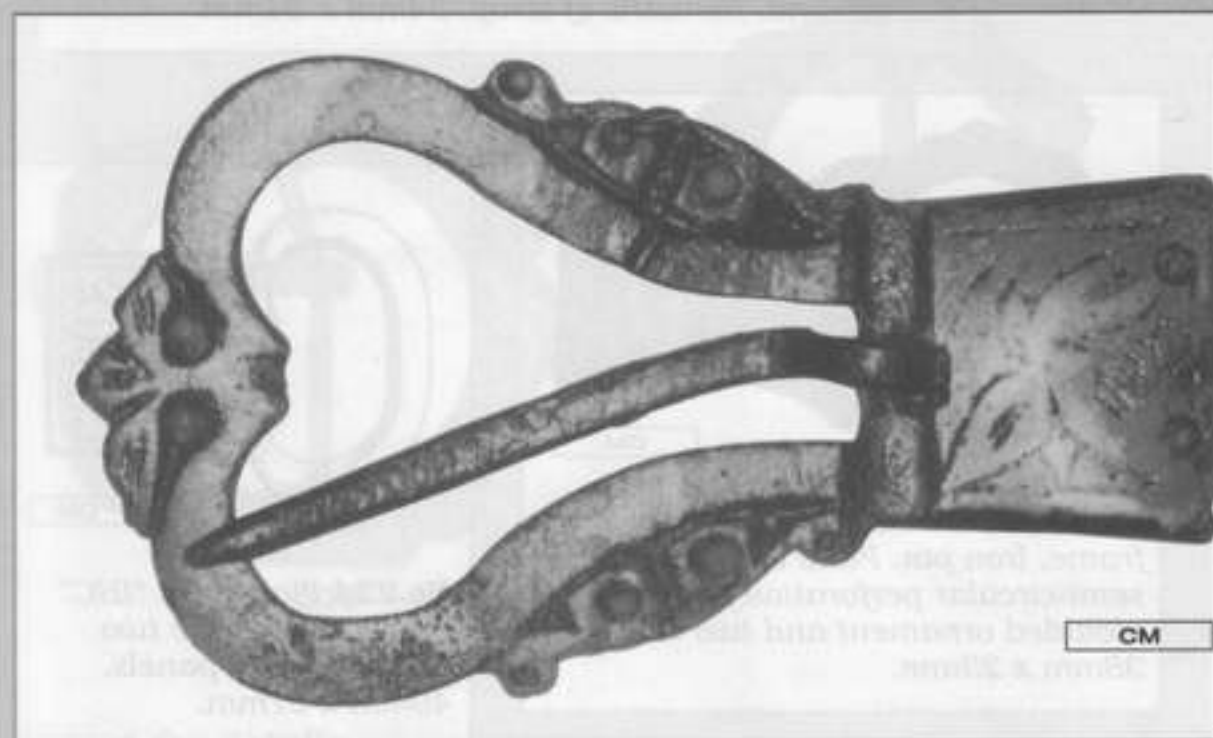
During the 15th century there was a vast increase in the use of lead alloys for belt accessories and buckles. Lead alloy being soft and easy to cast, it was used to manufacture a range of highly decorative buckles during this period.

The most ornamental group have a cast, decorative oval loop and an integral box chape (**Nos.220-224**). Both the loop and the box chape are usually decorated with moulded floral and cross-hatched patterns, although a range of other designs are known.

The inspiration for these buckles probably came from their counterparts with lyre shaped frames. However, despite their elaborate moulded decoration the pewter buckles are of much poorer quality. On many buckles the securing rivets have ripped right through the chape, suggesting that they were intended to be decorative rather than functional. They would certainly have been unable to withstand any strain.

Buckles of similar design manufactured in copper alloy (**No.225**) or even precious metal are also known, although these are much rarer. Such buckles would have been more durable than their counterparts made of pewter.

Cast copper-alloy lyre shaped buckles with an integral box chape: c1390-1420



No.218 Cast, misshapen c/a pin. Frame has trefoil terminal and side scrolls (both with blind holes) on outside edge of frame. Box chape has two rivets and engraved quatrefoil within an engraved linear border. Tinned. 80mm x 46mm.

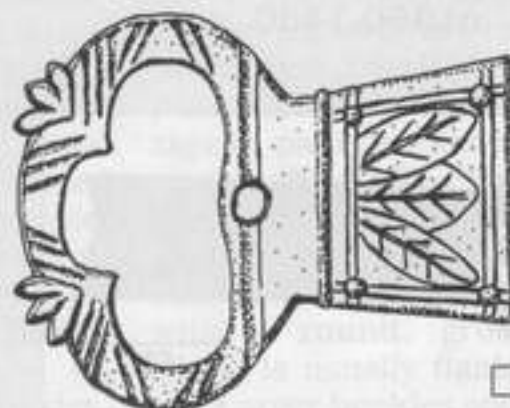
... continued **Cast copper-alloy lyre shaped buckles with an integral box chape: c1390-1420**

No.219 Cast c/a pin. Angled frame with pierced trefoil terminal and unpierced side scrolls on outside edge of frame. Box chape has two rivets and engraved black letter on a cross-hatched background. Tinned. 63mm x 31mm.



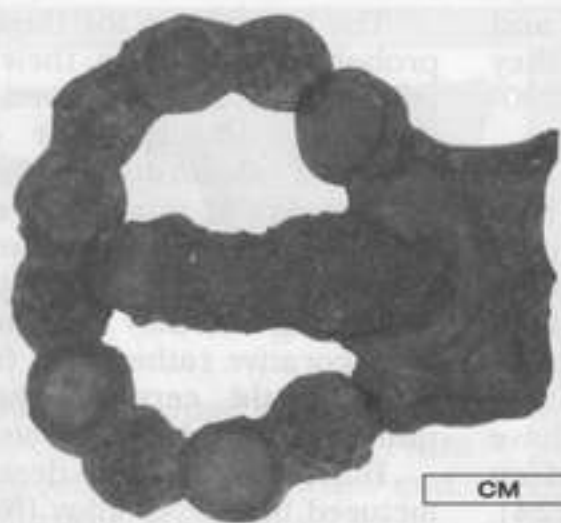
CM

Cast copper-alloy single loop oval buckle with an integral box chape: c1400-1500



CM

No.225 Frame with tri-lobed inner edge. Outer edge has two moulded trefolles framed by multiple engraved oblique lines. Plate with engraved trefol motif within linear border framed by four rivets. 49mm x 39mm



CM

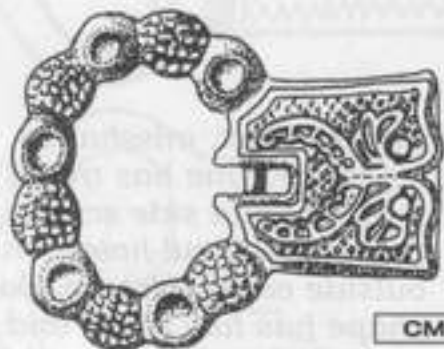
No.220 Frame comprising alternate cross-hatched convex and plain concave roundels. Iron pin. Fragmented plate with plant motif. 37mm x 34mm.



CM

No.222 Frame of twisted ropework design with moulded concave roundels, of which two are perforated. Iron wire pin. Plate with plant motif on a cross-hatched background. Remains of strap. 34mm x 34mm.

Cast pewter single loop oval buckles with an integral box chape: c1400-1500




CM

No.221 Frame comprising alternate cross-hatched convex and plain concave roundels. Plate with bi-lobed end and moulded plant motif on a cross-hatched background. Two rivets. 43mm x 34mm.



CM

No.223 Moulded, grooved knops on frame. Iron pin. Plate with cut-out semi-circular perforation framed by moulded ornament and two rivets. 38mm x 23mm.



CM

No.224 Plate with "IHC" monogram above two cross-hatched panels. 40mm x 31mm.

Clasp Fasteners: 1300-1500
Annular Buckles: 1350-1720



No. 230



No. 233



No. 248



No. 249



No. 253



No. 255



No. 262



No. 270



No. 272



No. 273



No. 283

Clasp fasteners form a distinctive category of dress accessory dating to the late medieval period. They are not strictly speaking

buckles because they were never fitted with pins. Instead, a number of other fixing arrangements were employed, some of which are still

unclear. In spite of these differences they performed many of the same functions as buckles. For this reason they have been included here.

Folding Strap Clasps

consist of a plain rectangular or sub-rectangular frame with a folding closure fitted over the outer end and a sheet metal buckle plate folded over the strap bar (Nos.226-234). The ends of the frame are usually narrowed to accommodate the folding closure and buckle plate respectively. The folding closure itself is usually shaped so that it rests on the inside edge of the frame. On most examples the buckle plate is recessed to fit the frame and is secured by a single rivet near the end.

As most of these simple clasps are fairly small, decoration is usually minimal. However, larger examples may carry engraved decoration either on the front of the buckle plate or on the folding closure itself (No.234). This decoration usually consists of engraved herringbone, square or cross patterns. Ornamental rosette or dome headed studs were sometimes fitted to the folding closure.

Clasps are also known where the frame has been manufactured from two or more separate pieces (Nos. 235-239) instead of being cast in one. These more elaborate frames have separate spindles for the folding closure and sometimes also for the strap bar. Where this method of construction is used the holes for the pins are drilled through from the sides of the frame, which is usually of

folded sheet metal rather than cast metal. Most of these composite frames lack a mount on the folding closure. In contrast to their one-piece counterparts, many of the composite clasps have engraved decoration on the rotating closure and buckle plate.

However, the most elaborate and best-made clasps consist of an integral frame and forked spacer onto which separate front and back plates are soldered (Nos.240-241). This particular form of clasp is contemporary with the high quality strap end buckles of similar construction described in Chapter Three (cf.Nos. 209-217). However, the forked spacers on these clasps are usually of simpler design than those used for the buckles, whilst the front edge of the frame is narrowed to accommodate the folding closure. The ends of the soldered plates on these clasps are often shaped or decorated with rounded, grooved apertures similar to those used on the buckles.

More generally, the evidence of excavated finds suggests that folding strap clasps first came into use c1300 and continued down to at least 1450. Simple clasps with cast frames span the duration of the sequence, though after the middle of the 14th century they are joined by clasps with composite frames and integral forked spacers.

The largest and most varied group are a series of clasps which were fitted with a sheet metal folding closure on the outer end of the frame. This folding closure rotated around the end bar of the frame, and was usually fitted with a separate bar mount held in place by a single rivet. The leading edge of the closure is sometimes serrated or toothed.

In use the folding closure is thought to have engaged a metal "strap-end" of corresponding shape that was pushed into the frame from behind and locked into place against the leading edge of the bar mount. It is possible that the serrated or toothed front edges which are seen on some folding closures would also have served a similar function rather than being a purely decorative feature.

Such a fixing arrangement could only have been used on straps where no great strain was anticipated. To some extent this is supported by the size of the clasps themselves. Most are of small to medium size with narrow frames and buckle plates. Although a number of large clasps of this type are known they would appear to be fairly rare.

Folding strap clasps can be divided into a number of different groups based on the complexity of their construction. The simplest clasps con-

Cast copper-alloy single loop folding strap clasps: c1300-1450



CM

No.226 Rectangular frame with two casting spurs on each side. Narrowed and offset strap bar. Rotating closure with central recess and bar mount secured by single rivet. Plate has bevelled sides and single rivet at end. Frame: 14mm x 12mm. Plate: 24mm x 11mm.




CM

No.227 Rectangular frame with single casting spur on each side. Narrowed and offset strap bar. Rotating closure with bar mount secured by single rivet. Tapering plate with bevelled sides and single rivet at end. Frame: 14mm x 13mm. Plate: 23mm x 9mm.



CM


No.228 Rectangular frame with two casting spurs on each side. Narrowed and offset strap bar. Rotating closure with bar mount secured by single rivet. Plate has bevelled sides and single rivet at end. Frame: 13mm x 8mm. Plate: 33mm x 6mm.



CM

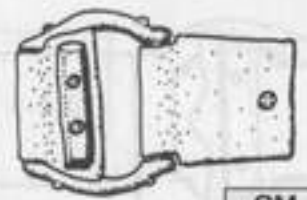
No.229 Rectangular frame with two casting spurs on each side. Narrowed and offset strap bar. Rotating closure with bar mount secured by single rivet. Fragmented plate with single rivet at end. Frame: 17mm x 20mm. Plate: 29mm x 16mm.

... continued **Cast copper-alloy single loop folding strap clasps: c1300-1450**



CM

No.230 Rectangular frame with narrowed strap bar. Rotating closure with bar mount secured by single rivet. Plate with single rivet at end. Frame: 13mm x 13mm. Plate: 22mm x 9mm.



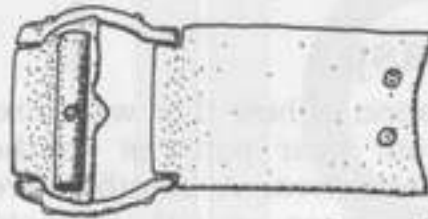
CM

No.231 Oval frame with two casting spurs on each side. Narrowed and offset strap bar. Rotating closure with bar mount secured by two rivets. Plate with single rivet at end. Frame: 15mm x 18mm. Plate: 15mm x 13mm.



CM

No.233 Oval frame only. Narrowed and offset strap bar. Rotating closure with bar mount secured by single rivet. 13mm x 12mm.



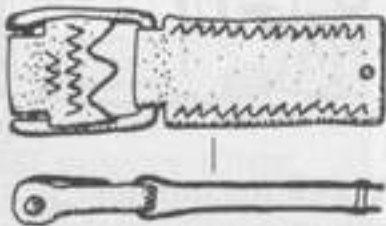
CM

No.232 Oval frame with two casting spurs on each side. Narrowed and offset strap bar. Rotating closure has pointed front and bar mount secured by single rivet. Plate has concave end and two rivets. Frame: 16mm x 20mm. Plate: 27mm x 16mm.



CM

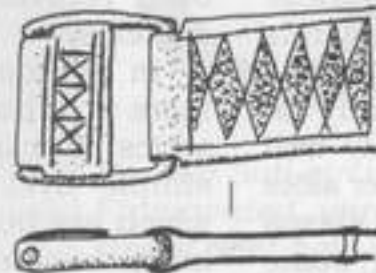
No.234 Rectangular frame with two casting spurs on each side. Narrowed strap bar. Rotating closure lacks a bar mount. Plate with single rivet at end. Closure decorated with three engraved lines that frame two engraved crosses. Plate decorated with two engraved crosses. Frame: 13mm x 15mm. Plate: 32mm x 12mm.



CM

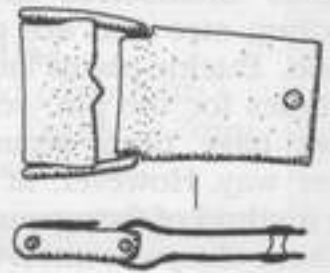
No.235 Sheet c/a frame with separate spindle for rotating closure, which has engraved wrigglework decoration and pointed front. Plate with engraved wrigglework border and single rivet at end. Frame: 15mm x 12mm. Plate: 24mm x 11mm.

Composite copper-alloy single loop folding strap clasps with separate spindles: c1350-1450



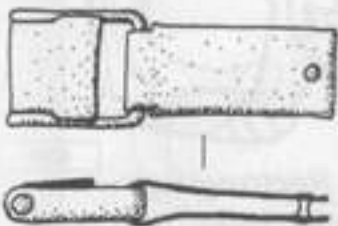
CM

No.238 Sheet c/a frame with separate spindle for rotating closure, which has three engraved crosses framed by engraved lines. Plate has engraved linear border framing six lozenge shaped panels with engraved fish-scale decoration. Single rivet at end of plate. Frame: 16mm x 18mm. Plate: 23mm x 14mm.



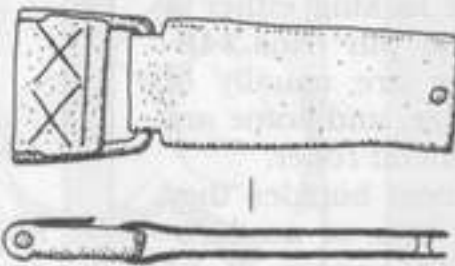
CM

No.239 Four piece frame with sheet c/a sides and separate spindles for the rotating closure and strap bar. Rotating closure has pointed front. Plate with single rivet at end. Frame: 13mm x 17mm. Plate 20mm x 12mm.



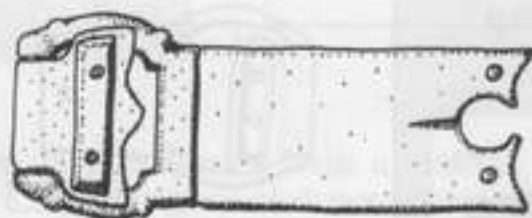
CM

No.236 Sheet c/a frame with separate spindle for rotating closure. Plate with single rivet at end. Frame: 14mm x 11mm. Plate: 20mm x 9mm.

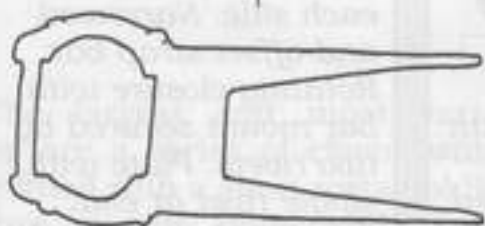


CM

No.237 Sheet c/a frame with separate spindle for rotating closure, which has a single engraved line framing two engraved crosses. Plate with single rivet at end. Frame: 14mm x 15mm. Plate: 32mm x 12mm.

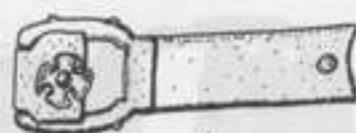


No.240 Oval frame with two casting spurs on each side. Rotating closure with pointed front and bar mount secured by two rivets. Plate with two rivets, concave end and rounded aperture which is grooved on the upper plate. 51mm x 21mm.



CM

Cast copper-alloy single loop folding strap clasps with integral forked spacers and double sheet plates:
c1350-1450



No.241 Rectangular frame with two casting spurs on each side. Rotating closure has rosette secured by a single rivet. Plate with concave end and single rivet. 34mm x 12mm.



CM

Other Clasps

However, not all clasps produced during this period were fitted with folding closures, and there are at least two distinct series of clasps which lack them.

The first group have rectangular or sub-rectangular frames, the front of which has been cast in the form of a crowned head (Nos. 242-244). These are the so-called "King's Head" buckles. The crown is normally very clear with apertures representing the gaps between the fleurs. The face is cast in high relief and the eyes, nose and mouth are normally clearly defined. There are often two small protrusions on either side of the face which may represent hair.

There are a number of varieties amongst these buckles. These include examples with raised hands on either side of the head. The frames themselves are usually of medium size and are generally well made. Buckle plates lack either slots or holes for the pin, so these clasps must have been secured in some other way. However, at present both the method of fixing and the purpose of these clasps is uncertain. They are dated to the 14th century.


The second group of clasps consist of medium to large cast copper-alloy clasps with two internal projections which often terminate in small spherical knobs (Nos. 245-247). The strap bar is usually narrowed to accommodate a sheet metal buckle plate which was folded over and riveted into place. The plates used on these clasps lack slots or holes for a pin, so it is clear that these fittings did not require them. However, the exact method of fastening these clasps is unclear. One possible indi-

cation of how they were used comes from wear patterns on the frames themselves. A number are known with wear around the inside of the frame. This suggests that these clasps may have engaged a metal "strap-end" of corresponding shape which was pushed into place from behind and locked into position against the rounded edge and internal projections on the front of the frame. If this were so then these clasps are simply a larger and more robust version of those fitted with folding closures. The cast internal points would therefore have performed the same function as the folding closures on the smaller clasps. A number of excavated examples have been recovered from 15th century contexts.

In addition to these two groups there is a third, more poorly defined series of clasps. These consist of simple oval or D-shaped frames which are fitted with a folded, sheet metal buckle plate lacking either a slot or hole for the pin (Nos. 248-250). These clasps are usually of small to medium size, and some are fitted with a sheet metal roller.

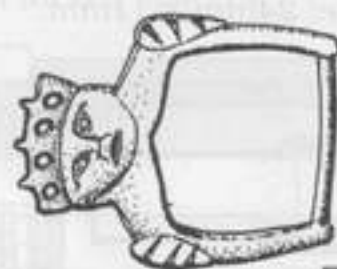
In contrast to most buckles they are very plain with little or no decoration. Some would appear to be remarkably crude. When found without their plates they cannot readily be distinguished from buckle frames. The precise function of these clasps is unclear, though they may have served amongst other things as strap tensioners. Their dating is similarly broad. Most examples probably date from the 14th or 15th centuries.

Cast copper-alloy single loop clasps with moulded, crowned heads along the outer edge: c1300-1400



No.242 Rectangular frame with integrally cast crowned head in high relief. Crown perforated by four holes. Three laterally incised grooves on each side of the head, presumably representing hair. Narrowed strap bar. 36mm x 21mm.

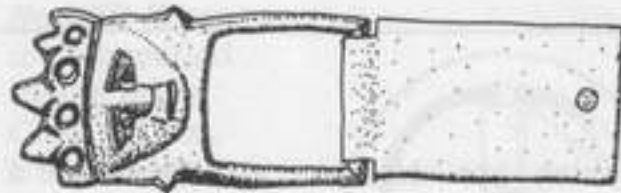
CM



No.243 Rectangular frame with integrally cast crowned head in high relief. Crown perforated by four holes. Moulded protrusions on external front corners of frame, each decorated with three engraved oblique lines (perhaps representing arms or shoulders). Narrowed strap bar. 32mm x 25mm.

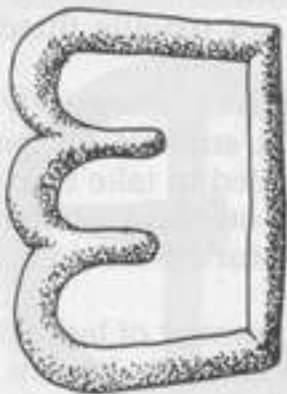
CM

... continued **Cast copper-alloy single loop clasps with moulded, crowned heads along the outer edge:**
c1300-1400



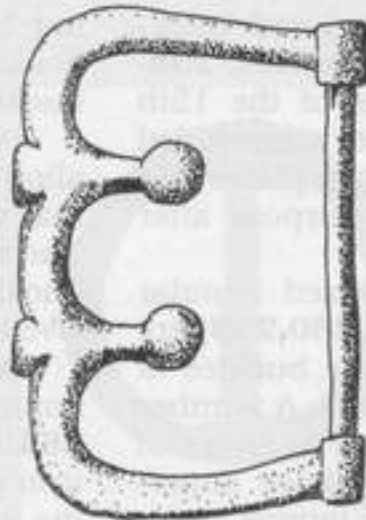
CM

No.244 Rectangular frame with integrally cast crowned head in high relief. Crown perforated by four holes. Protrusion either side of head. Plate lacks hole or slot for a pin, and has a single rivet at end. Frame: 35mm x 18mm. Plate: 27mm x 15mm.



CM

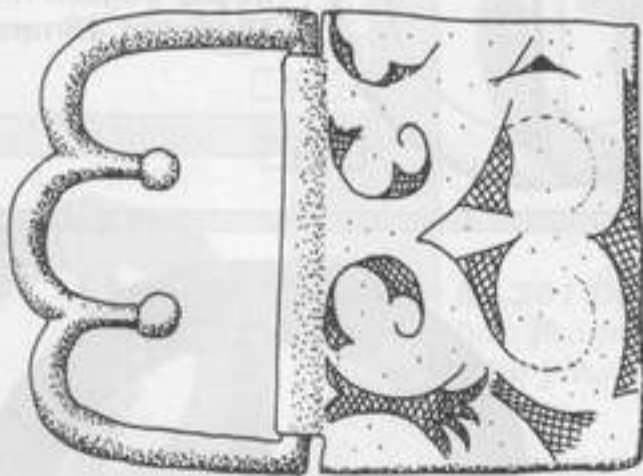
No.245
27mm x 37mm.



CM

No.246 Spherical knob at end of each internal projection. Two sub-rectangular knobs on front edge of frame. Cylindrical knob at each end of the strap bar, which is narrowed. 33mm x 50mm.

Cast copper alloy single loop strap clasps with internal projections:
c1400-1500



CM

No.247 Spherical knob at end of each internal projection. Plate lacks hole or slot for a pin, and is decorated with engraved, cross-hatched scrolls. Traces of gilding. Frame: 30mm x 45mm. Plate: 35mm x 45mm.

Cast copper alloy single loop strap tensioners (?): c1300-1500



CM

No.248 D-shaped frame with narrowed strap bar. Unrecessed plate with two rivet holes, one filled with corrosion products. Frame 18mm x 19mm. Plate: 19mm x 10mm.



CM

No.249 Sub-circular frame. Fragmented, unrecessed plate with single rivet hole at end. Frame: 17mm x 20mm. Plate: 25mm x 9mm.



CM

No.250 Oval frame. Unrecessed plate with single rivet hole at end. Frame: 10mm x 15mm. Plate: 25mm x 9mm.

Annular buckles are double looped buckles with circular or slightly oval frames. As a group these buckles are very varied

and there are a number of different types. Most were made of cast copper-alloy although annular shoe buckles were manufactured from

pewter during the 15th and 16th centuries.

Many of the buckles in this series are completely plain (Nos. 251-259). The most common type has a frame of hemispherical or flat cross section with a bevelled inside edge. The strap bars are usually narrowed and are sometimes set back from the front edge of the frame. Pins may be either copper alloy or iron.

These buckles were used in a wide range of applications over a long period of time, and individual examples cannot usually be closely dated. Buckles of this type occur in representational art as early as c1360. Excavated examples have been recovered in contexts which range in date from the mid-14th to mid-17th centuries.

A few of these buckles were fitted with folded sheet metal buckle plates. These are usually of crude manufacture, and are often not even

recessed for the frame. However, buckle plates are not commonly seen on these buckles and it is likely that most were fitted directly onto the end of the strap.

Annular buckles fitted with buckle plates ending in a hook (Nos. 258-259) are spur buckles of the 15th and 16th centuries. They superseded buckles with cast integral plates and hooked ends for this purpose after c1400.

Small to medium sized annular buckles of pewter (Nos. 260-263) are almost certainly all shoe buckles of the 15th and 16th century. A number are known still attached to shoes of this period. They may have superseded the earlier single looped circular buckles of pewter. All of these pewter annular buckles have iron wire pins.

Most are plain but some have

cable ornament on the surface of the frame or a beaded outside edge. On many of the pewter buckles the frame is slightly longer along the axis of the strap bar so that the frame is not truly symmetrical. Pewter shoe buckles were not usually fitted with buckle plates.

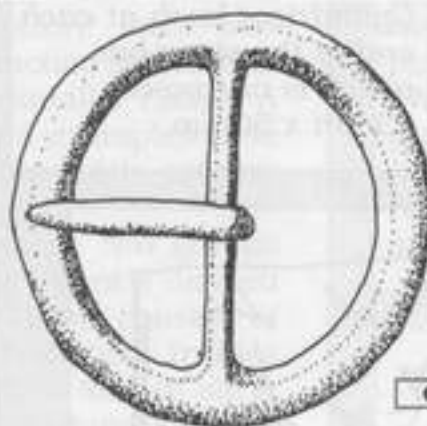
As pewter is a comparatively weak alloy it was not suitable for buckles that were intended to take heavy use. The strap bars on many pewter shoe buckles are distorted through excessive strain.

Even so, a number of large pewter annular buckles are known (No. 264). These buckles usually have an iron reinforcing rod running through the middle of the strap bar for added strength. Most were probably used for securing waist belts.

Cast copper-alloy double loop annular buckles: c1350-1650



No. 251 Bevelled sides. Diameter 52mm.



No. 252 Cast c/a pin. Bevelled inside edge. Diameter 43mm.

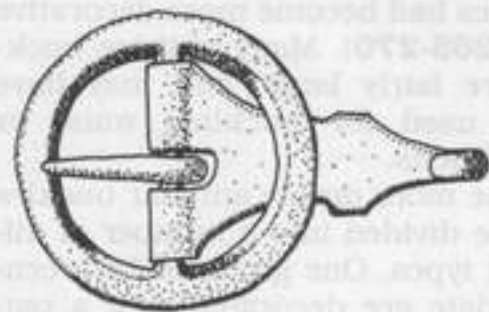
No. 253 Bevelled inside edge. Traces of black lacquer. 37mm x 35mm.



No.254 Frame with bevelled sides and notch for pin, which is iron. Recessed strap bar. Traces of black lacquer. Diameter 30mm.



No.259 Frame with bevelled inside edge. Cast c/a pin. Unrecessed, cast c/a plate with waisted sides and hooked terminal. Frame: diameter 31mm. Plate: 34mm x 20mm.



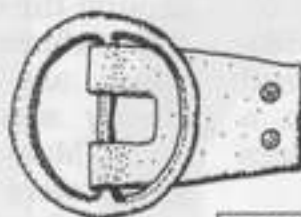
... continued **Cast copper-alloy double loop annular buckles: c1350-1650**



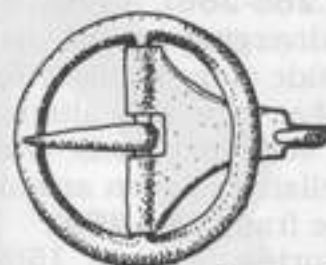
No.255 Bevelled inside edge. Sheet c/a pin. Diameter 24mm.



No.256 Frame with bevelled sides. 24mm x 23mm.



No.257 Frame with bevelled inside edge. Unrecessed plate with tapering sides and two rivets. Frame: 19mm x 21mm. Plate: 22mm x 14mm.



No.258 Cast c/a pin. Unrecessed, cast c/a plate with tapering sides and hooked terminal. Frame: diameter 25mm. Plate: 21mm x 19mm.

Cast pewter double loop annular shoe buckles with drawn iron wire pins: c1400-1600

No.260
16mm x 18mm.



No.261 Distorted strap bar. Fragmented iron wire pin. Diameter 22mm.

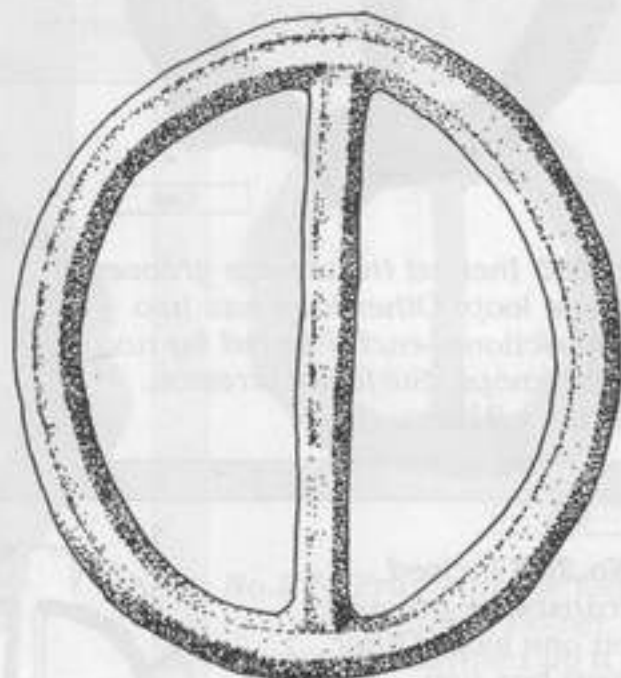


No.262 Distorted strap bar and frame. Traces of iron wire pin. Frame has beaded outer edge. 23mm x 21mm.

No.263 Slightly off-centre strap bar. Frame with moulded, raised cable decoration. 22mm x 23mm.



Cast pewter double loop annular buckle with iron reinforcing rod through strap bar: c1400-1500



No.264 Bevelled sides to frame and strap bar. 62mm x 67mm.

Decorative Buckles

By the 15th century annular buckles had become more decorative (Nos.265-270). Many of these buckles are fairly large, and may have been used for buckling waist or sword belts.

The more ornate annular buckles can be divided into a number of different types. One group of 15th century date are decorated with a pattern of moulded transverse grooves on one loop and two shallow recesses (framed by lobed knops) in the outer circumferences on the other (Nos.265-266). A related variety has two diverging winged projections on one side of the frame (Nos.267-268). Another type has alternating raised and sunken panels which form a castellated pattern around the edges of the frame (No.269).

During the late 15th and 16th centuries moulded floral patterns became popular on a range of dress accessories, including annular buckles (Nos.271-274). One type dating to this period is decorated with

stylised, cast fleurets that alternate with engraved oblique lines and chevrons around the front of the frame (No.271). This design probably represents flowers and foliage.

Floral patterns are also clear in another group of annular buckles on which the outside edge of the frame has been cast in the form of five petals (Nos.272-274). The buckle frame itself thus resembles the petals of a flower, a design which is usually emphasised by the pattern of engraving on many of these buckles. This comprises a single line running around the outside edge of the frame that defines the individual "petals", which are usually decorated with closely spaced, parallel transverse lines. Many of the buckles in this group were painted with black lacquer. Because of their distinctive shape these buckles are known as "rose buckles". They have been recovered in stratified late 15th and 16th century contexts.

Decorative annular buckles dat-

ing from the late 16th and early 17th centuries (Nos.275-277) include a number of types with very ornate or unusual moulded decoration. This reflects broader trends towards greater ornamentation in buckle fashions at this time.

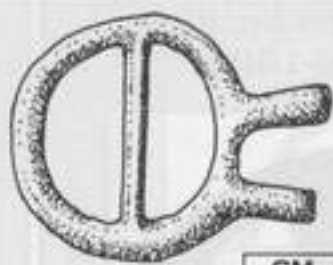
One of the most unusual buckles of this period incorporates a zoomorphic design in the form of a bird (No.275). These buckles have a clearly formed bird's head on one loop and a tail decorated with transverse engraved lines on the opposing loop. The frame of the buckle forms the "body" of the bird and the strap bar is normally set back from the front of the frame.

A number of other unusual buckle designs also date to the early 17th century. One type has pointed ends flanked by two large knops on the outer edge of each loop (No.276). Another has semi-circular extensions which incorporate openwork features (No.277).

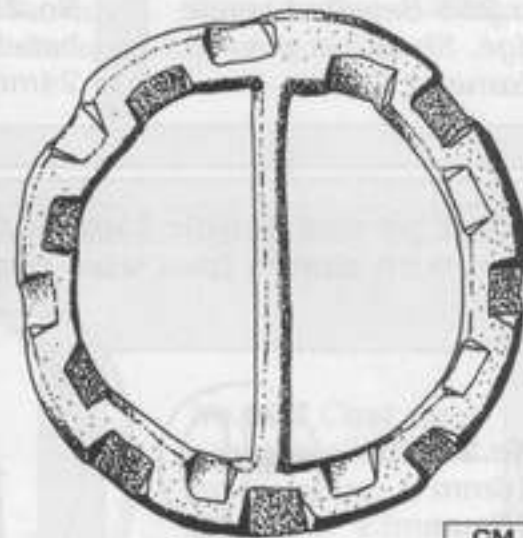


No.265 Incised transverse grooves on one loop. Other loop has two constrictions, each framed by two lobed knops. Surface corrosion. 34mm x 31mm.

Cast copper-alloy double loop annular buckles with decorative frames: c1400-1500



No.267 One loop has two oblique projections. Traces of black lacquer. 32mm x 25mm.

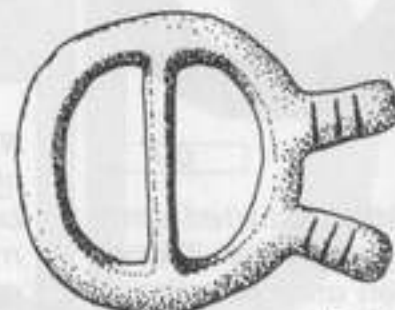


No.269 Bevelled sides. Raised and sunken panels alternating around the inner and outer edge of the frame. Traces of black lacquer. Diameter: 52mm.

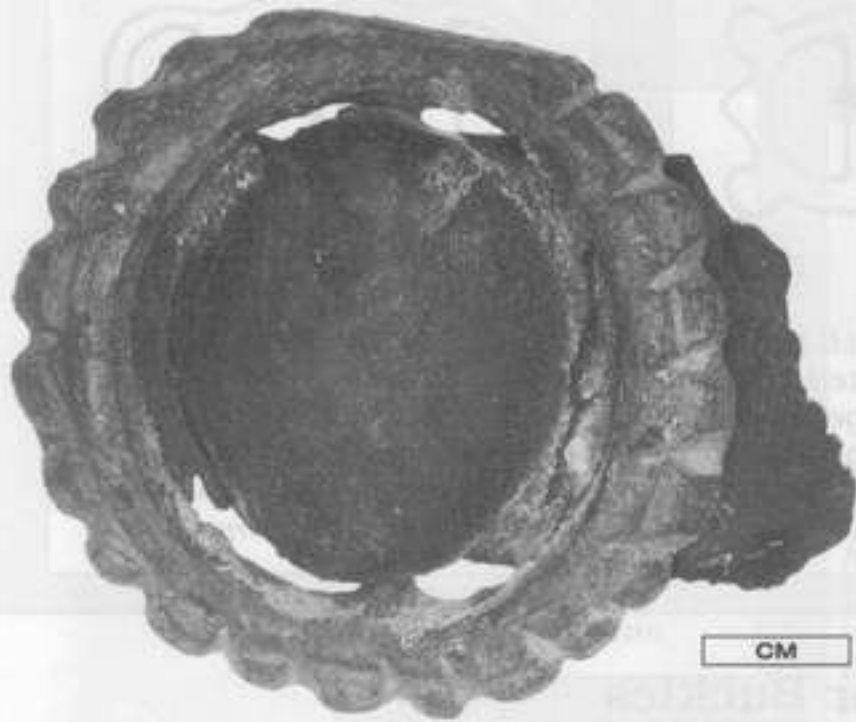
No.266 Incised transverse grooves on one loop. Other loop has two constrictions, each framed by two lobed knops, the area between decorated with multiple transverse grooves. 41mm x 45mm.



No.268 One loop has two oblique projections, each decorated with three incised transverse lines. 38mm x 30mm.



... continued **Cast copper-alloy double loop annular buckles with decorative frames: c1400-1500**



CM

No.270 Serrated outer edge with incised oblique grooves. Tinned. Fragment of leather strap survives. 48mm x 47mm.



CM

No.273 Frame in the form of a five petalled flower. Each petal defined by a lateral incised line along the outer edge which frames multiple incised transverse lines. Traces of black lacquer. Abraded. 40mm x 38mm.

Cast copper alloy double loop annular buckles with moulded floral decoration: c1450-1550



CM

No.271 Moulded, raised quatrefoils interspaced with pairs of diverging incised lines (representing foliage?). Cast c/a pin with bevelled sides. 49mm x 54mm.



CM

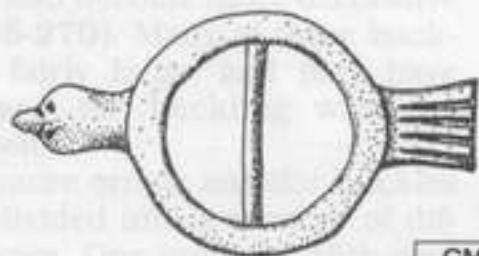
No.272 Frame in the form of a five petalled flower. Each petal defined by a lateral incised line along the outer edge which frames multiple incised transverse lines. Distorted strap bar. Cast c/a pin. 40mm x 38mm.



CM


No.274 Frame in the form of a five petalled flower. Each petal defined by a lateral incised line along the outer edge which frames multiple incised transverse lines. Black lacquered surface. 27mm x 24mm.

Cast copper-alloy double loop annular buckles with ornate decorative frames: c1550-1650.



CM

No.275 Moulded bird's head with incised eyes and beak on the outer edge of one loop. Moulded tail with multiple incised grooves on outer edge of opposing loop. Recessed strap bar. 46mm x 24mm.



CM

No.276 Each loop has a pointed outside edge flanked by two large ovoid knobs. Cast c/a pin. 28mm x 22mm.



CM

No.277 Openwork frame comprising two semi-circular extensions to each loop. Tinned. 44mm x 33mm.

Late Annular Buckles

Amongst 16th and 17th century annular buckles there is a tendency for the frame to be slightly elongated across the loops so that the buckle frame is not truly symmetrical. This trend becomes even more apparent on buckles produced after the middle of the 17th century (**Nos.278-286**), which are now more properly regarded as sub-annular.

Many of these later 17th century buckles are plain, but a number are decorated with moulded or engraved decoration. Moulded decoration often takes the form of beading or

rosettes. A number of buckles are known with beaded outside edges, which in some cases provide a frame for other decoration. Others have cast or punched rosettes spaced at regular intervals around the frame, or have close spaced concave roundels.

Most of these late sub-annular buckles are of small to medium size. A number have been recovered which are fitted with folded sheet metal buckle plates, the end of which is pierced to take a single upstanding stud. This suggests that many of

these buckles were used as shoe buckles after they came back into fashion c1660. They probably span the period between c1660-1720 and are therefore contemporary with the earliest of the "new style" two-piece buckles, with which they share a number of stylistic similarities.

Although buckles with circular or slightly oval frames continued to be manufactured throughout the Georgian period, all of these buckles had separate spindles which were drilled through from the side of the frame.



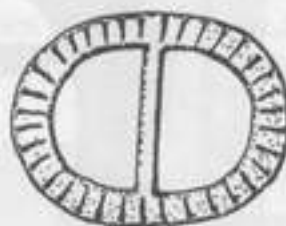
CM

No.278 29mm x 22mm.



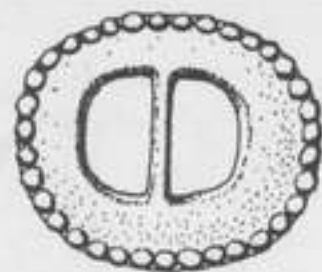
CM

No.279 Bevelled inside edge. 18mm x 14mm.



CM

No.280 Surface of frame decorated with multiple transverse grooves. 28mm x 22mm.

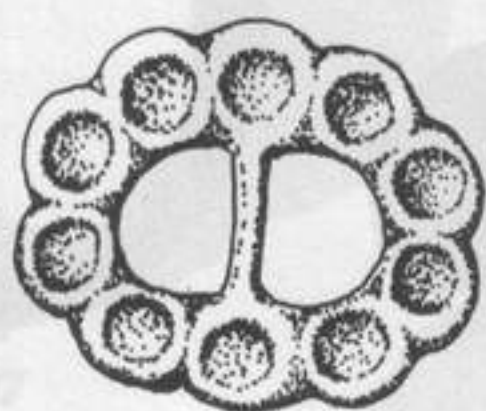


CM

No.281 Beaded outside edge. 31mm x 26mm.


Cast copper-alloy double loop sub-annular buckles: c1650-1720

... continued **Cast copper-alloy double loop sub-annular buckles: c1650-1720**



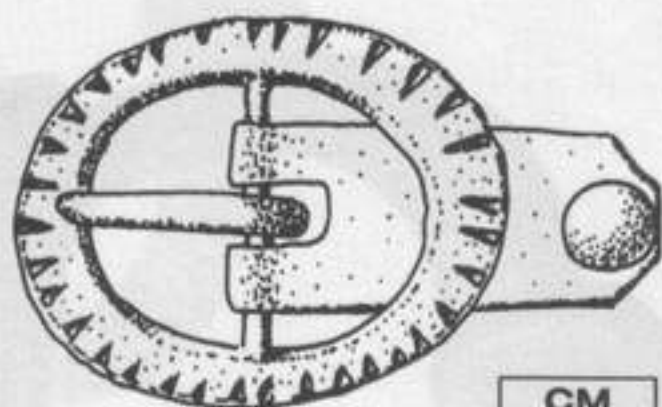
CM

No.282 Ten moulded, concave roundels. Wavy outside edge. 29mm x 24mm.



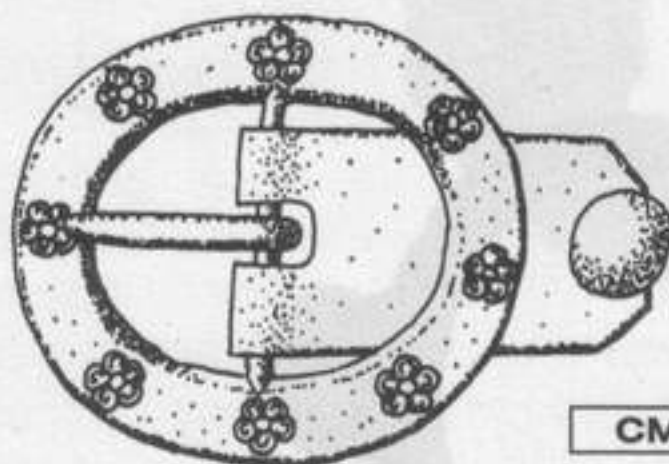
CM

No.283 Tinned frame. Unrecessed plate with single upstanding stud at end. Frame: 26mm x 21mm. Plate: 21mm x 11mm.



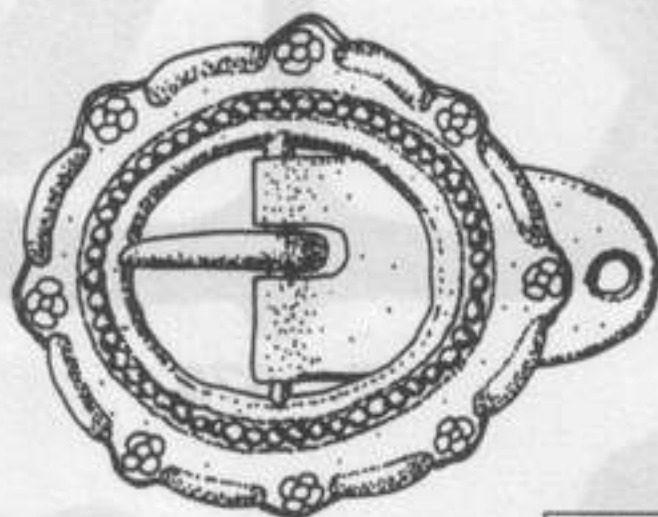
CM

No.284 Cast c/a pin. Multiple transverse grooves on outer edge. Unrecessed plate with upstanding stud at end. Frame: 31mm x 25mm. Plate: 27mm x 12mm.



CM

No.285 Cast c/a pin. Punched rosettes on frame. Unrecessed, tapering plate with upstanding stud at end. Frame: 33mm x 28mm. Plate: 26mm x 14mm.



CM

No.286 Cast c/a pin. Moulded ridges alternating with moulded rosettes around outer edge, which frames beaded decoration enclosed within two parallel grooves. Unrecessed plate with single hole at end. Frame: 34mm x 30mm. Plate: 25mm x 14mm.

Spectacle Buckles
1350 - 1720



No. 288



No. 298



No. 306



No. 310



No. 311



No. 357



No. 371



No. 372



No. 375



No. 379



No. 390

Spectacle Buckles
1350 - 1720



No. 397



No. 405



No. 410



No. 411



No. 421



No. 429



No. 430



No. 437



No. 442

Spectacle buckles are double looped buckles with oval loops. They are also known as "figure of eight" buckles. Spectacle buckles exhibit an enormous range of types, and are amongst the most common and most diverse of any buckle group.

There is little firm evidence for the existence of these buckles before the middle of the 14th century. However, during the 15th and 16th centuries they gradually replaced single looped buckles as the most widely used fastening on personal dress. This increase in popularity was

accompanied by a steady increase in the number of types throughout the sequence. Spectacle buckles were at their most popular between c1450-1650. After this period they were gradually superseded by other types of buckle, and had largely fallen out of use by the early 18th century.

Plain Buckles

al centuries. On these buckles the edge of each loop is straightened and comes to a point mid-way along the outer edge of the frame.

These buckles also vary considerably in quality. The poorest examples often have a straight edge at one end of the strap bar where they have been sheared from the casting spur. Better made examples sometimes have simple decoration in the form of a small lobed knob at either end of the strap bar. In the absence of other features which permit closer dating, most of these buckles can only be given a general 16th-17th century date.

More generally, these simple buckles were fitted with either copper-alloy or iron pins. A number are also known with folded sheet metal buckle plates. These are often very crude, reinforcing the impression that these buckles were mass produced, cheap, multi-purpose fasteners. However, not all of these buckles were fitted with buckle plates, and some were probably sown directly

onto the end of the strap.

Large, well-made spectacle buckles which are considerably broader along the strap bar than across the frame are a distinctive category (Nos.327-333). Most of these are baldrick buckles. The baldrick was a broad belt which was slung from the right shoulder to the left waist, and from which the wearer suspended his sword belt. Baldricks were worn by both military personnel and civilians throughout most of the 17th century.

Pewter spectacle buckles are also known (Nos.334-337). The largest group consists of shoe buckles dating to the 15th or 16th century. These buckles are of small to medium size, and were fitted with drawn iron wire pins. Although most of these buckles are plain, a few are decorated with cast beading around the outside edge of the frame. On some buckles one of the loops is lipped and notched to accommodate the pin.

Plain or simply decorated copper-alloy spectacle buckles (Nos. 287-300) are extremely common and range in size from very small to very large. They have been found in dated contexts which span the whole of the period between the mid-14th and late-17th centuries. As a result individual buckles cannot usually be closely dated.

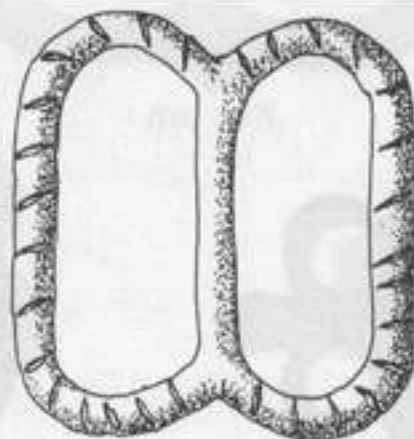
However, tooled decoration which is present on some buckles may permit closer dating. For example, one distinctive type of spectacle buckle (No.287) dating to the 15th and 16th centuries has a series of closely spaced incised oblique lines running around the frame. More common are the buckles with three engraved lines on each loop (Nos.289-290). These date to the 16th and 17th centuries.

Although plain spectacle buckles were in use over a period of several centuries, excavation finds are most common in 16th and 17th century contexts. This suggests that the majority of examples are likely to date from the Tudor and Stuart periods. By this time they were clearly mass produced items that probably served a range of purposes. Many are fairly crude and are often poorly finished. Some have one straight edge where they have been sheared from the casting sprue.

Simple moulded decoration may also be present. This usually takes the form of a lobed knob at either end of the strap bar (Nos.301-312). Although this is a feature of spectacle buckles dating as early as c1350, most of the excavated buckles with these simple mouldings are from 16th and 17th century contexts. Similar mouldings are also commonly seen on more elaborate spectacle buckles which can be dated to this period on stylistic grounds.

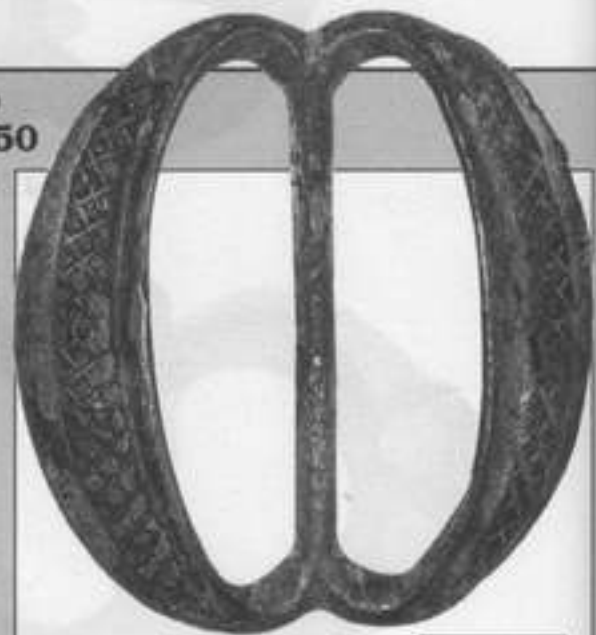
Copper-alloy spectacle buckles with angled frames (Nos.313-326) are another large group which were manufactured over a period of sever-

Cast copper alloy double loop oval buckles: mainly c1350-1650



CM

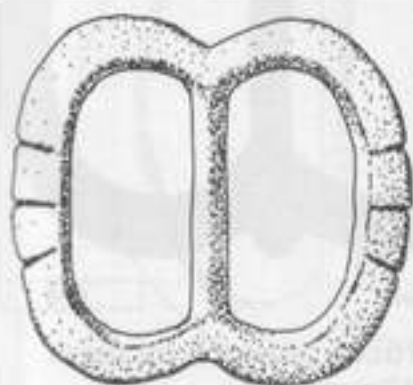
No.287 Multiple oblique engraved lines on front of frame. Strap bar slightly recessed from front edge of frame. 41mm x 44mm.



CM

No.288 Incised cross-hatch pattern framed by moulded grooves along the inner and outer edge of each loop. 41mm x 43mm.

... continued **Cast copper-alloy double loop oval buckles: mainly c1350-1650**




CM

No.289 Frame with bevelled inside edge and three transverse engraved lines on each loop. 40mm x 36mm.



CM

No.290 Frame with bevelled inside edge and three transverse engraved lines on each loop. Traces of iron pin. 34mm x 30mm.



CM

No.291 40mm x 29mm.



CM

No.292 Strap bar slightly recessed from front edge of frame. Traces of black lacquer. 36mm x 22mm.



CM

No.293 Cast c/a pin. Frame with bevelled inside and outside edges. 34mm x 23mm.



CM

No.294 Traces of iron pin. 27mm x 24mm.




CM

No.295 Traces of black lacquer. 28mm x 21mm.



CM

No.297 Notch for pin. Traces of black lacquer. 20mm x 13mm.



CM

No.296 Notch for pin. Narrowed strap bar. 26mm x 18mm.



CM

No.298 Frame with bevelled edges. Unrecessed plate with slot for pin and single rivet hole. Frame: 24mm x 19mm. Plate 22mm x 10mm.



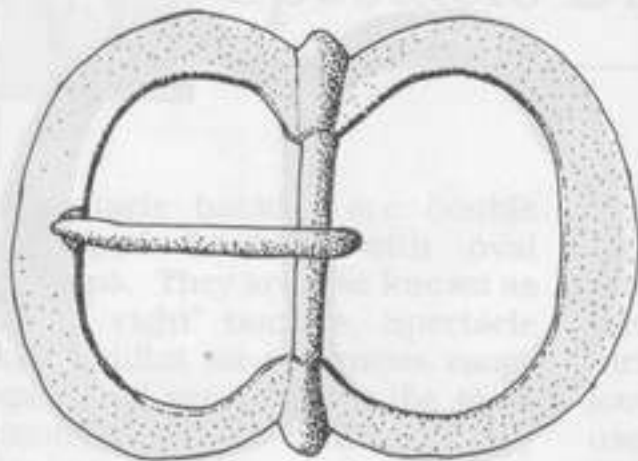
CM

No.299 Frame and plate have traces of black lacquer. Unrecessed plate with slot for pin and two rivet holes. Frame: 25mm x 21mm. Plate: 24mm x 13mm.



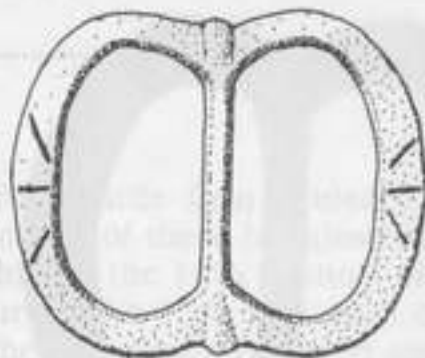
CM

No.300 Crude frame with bevelled inside edge. Unrecessed plate with slot for pin and two iron rivets at end. Frame: 23mm x 20mm. Plate: 20mm x 12mm.



CM

No.301 Cast c/a pin. Narrowed strap bar. Notch for pin. 61mm x 43mm.



CM

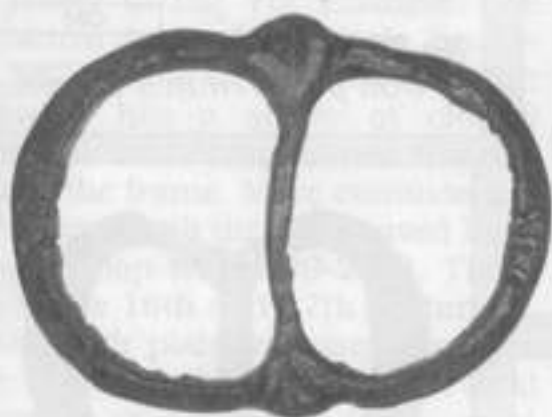
No.302 Frame with bevelled inside edge. Three incised lines on the outside edge of each loop. 40mm x 34mm.



CM


No.303 Traces of black lacquer. 38mm x 27mm.

Cast copper-alloy double loop oval buckles with moulded knobs either end of the strap bar: mainly c1500-1650



CM

No.306 Distorted frame. Narrowed strap bar. Three transverse incised lines on either end of the strap bar and on the outer edge of each loop. Traces of black lacquer. 36mm x 26mm.




CM

No.304 Strap bar slightly recessed from front edge of frame. Traces of black lacquer. 36mm x 22mm.



CM

No.305 Frame with bevelled inside edge. Narrowed strap bar which is slightly recessed from the front edge of the frame. 30mm x 25mm.



CM

No.307 Narrowed and slightly recessed strap bar. 34mm x 21mm.



CM

No.308 Cast c/a pin. Frame with bevelled inside edge. 29mm x 21mm.




CM

No.309 Narrowed strap bar. Traces of black lacquer. 27mm x 21mm.



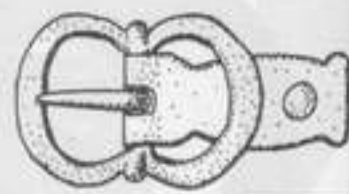
CM

No.310 c/a wire pin. Narrowed and slightly recessed strap bar. Notch for pin. 21mm x 18mm.



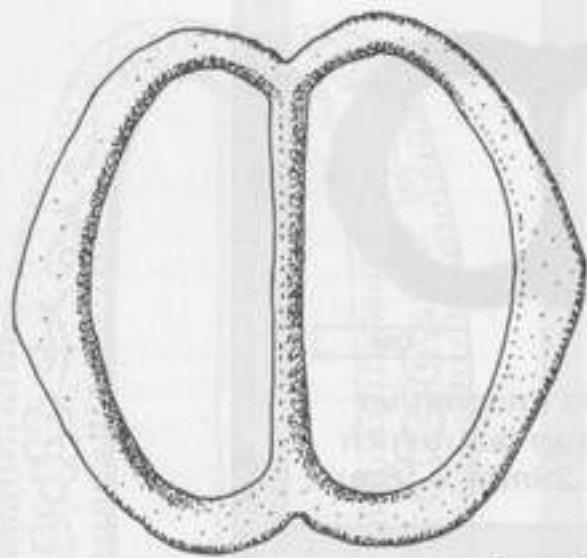
CM

No.311 Copper-alloy wire pin. Unrecessed plate with slot for pin and single rivet at end. Frame: 20mm x 10mm. Plate: 17mm x 8mm.



CM

No.312 Cast c/a pin. Unrecessed, waisted plate with single rivet at end. Frame: 24mm x 17mm. Plate: 22mm x 9mm.





No.313
Narrowed strap bar. 54mm x 50mm.



Cast copper-alloy double loop
oval buckles with angled frames:
mainly c1500-1650

No.314
Lobed knop
either end
of strap bar.
Cast c/a
pin. 42mm
x 23mm.



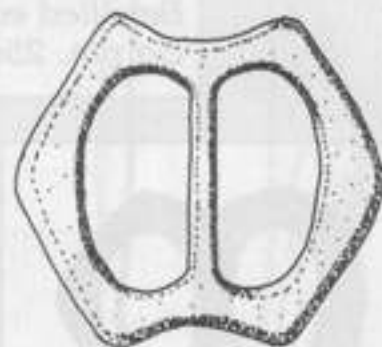
No.315
Cast c/a
pin.
42mm x
26mm.




No.316 Notched frame. Narrowed
strap bar which is recessed from front
edge of frame. 38mm x 23mm.




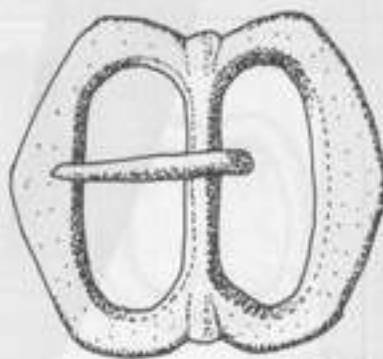
No.317 Straight outer edge either
end of strap bar where frame has
been sheared from others after
casting. Bevelled inside edge.
33mm x 29mm.



No.318 Concave sides.
Bevelled inside edge.
35mm x 32mm.



No.319 Lobed knop either end of
strap bar. Bevelled inside edge.
34mm x 27mm.



No.320 Lobed knop
either end of strap bar.
Bevelled inside edge.
Cast c/a pin. 36mm x
32mm.



No.321 33mm x 27mm.



CM

No.322 Straight outer edges either end of strap bar. Bevelled inside edge. Fragmented c/a pin. 28mm x 27mm.

... continued
Cast copper-alloy double loop oval buckles with angled frames: mainly c1500-1650.



CM

No.323 Lobed knop either end of the strap bar, which is narrowed. 29mm x 18mm.



CM

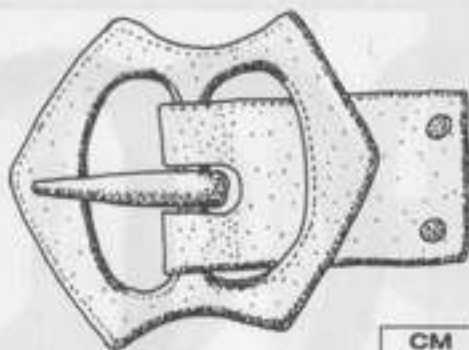
No.324 One angled and one rounded loop. Bevelled edges. Sheet c/a pin. 25mm x 18mm.

Cast copper-alloy double loop oval baldrick (?) buckles: c1630-1690



CM

No.325 One angled and one rounded loop. 19mm x 14mm.



CM

No.326 Concave sides. Cast c/a pin. Unrecessed plate with two rivets at end. Frame: 36mm x 33mm. Plate: 30mm x 17mm.



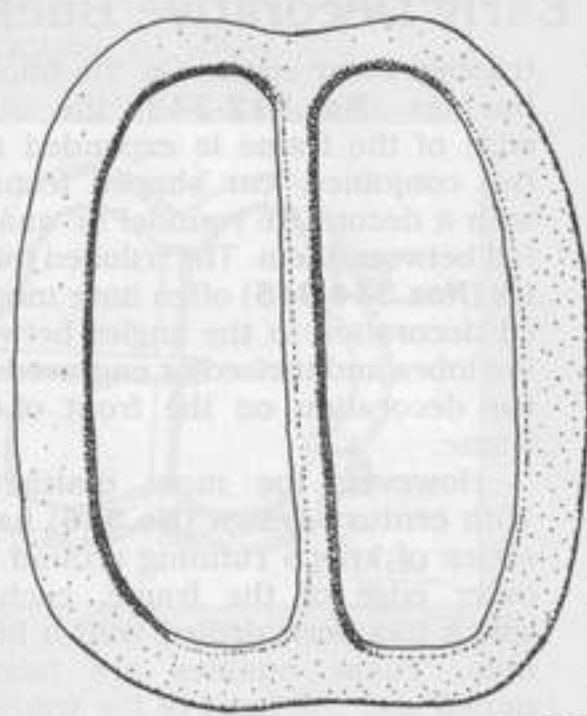
CM

No.327 Lobed knop either end of strap bar. 58mm x 107mm.



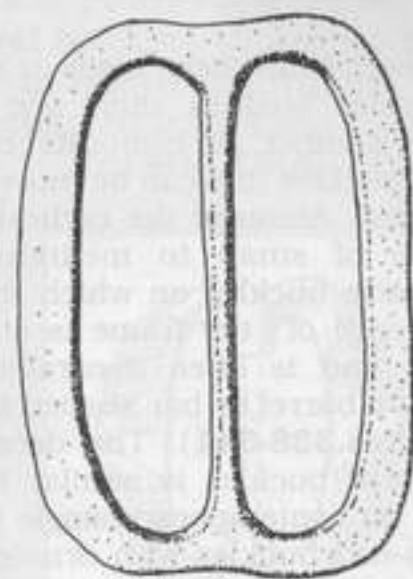
CM

No.328 Punched floral and scrolled decoration on each loop. Traces of gilding. 46mm x 81mm.



CM

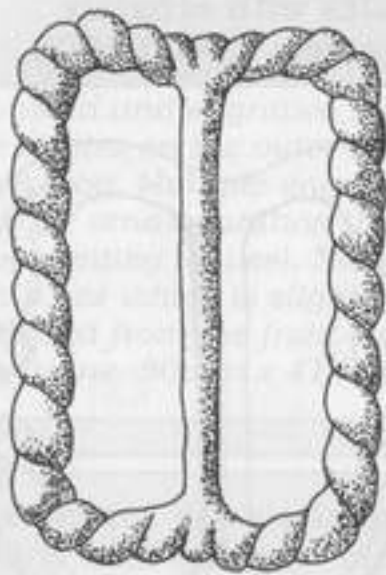
No.329 57mm x 67mm.



CM

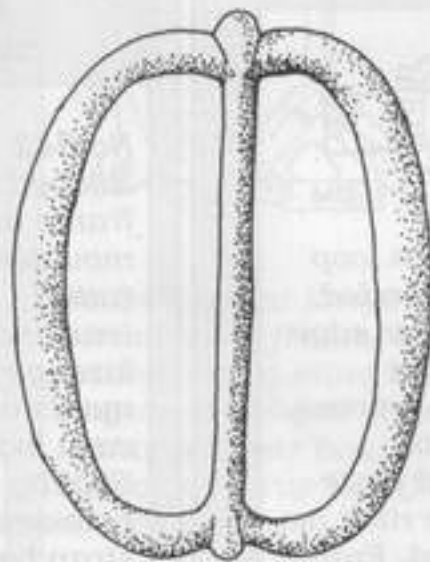
No.330 39mm x 55mm.

... continued **Cast copper-alloy double loop oval baldrick (?) buckles: c1630-1690**



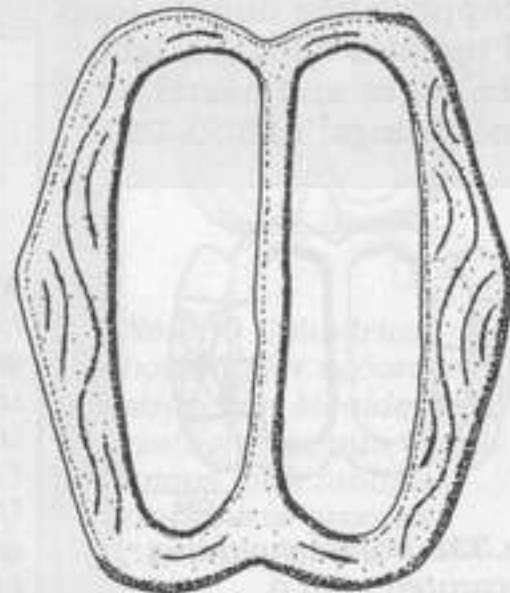
CM

No.333 Frame with ropework decoration. 37mm x 54mm.



CM

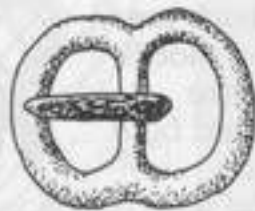
No.332 Lobed knob either end of strap bar. 41mm x 55mm.



CM

No.331 Frame with angled outer edge and punched, wavy decoration. 49mm x 58mm.

Cast pewter double loop oval shoe buckles with drawn iron wire pins c1400-1600



CM

No.334 24mm x 20mm.



CM

No.335 Strap bar recessed from front edge of frame. 21mm x 20mm.



CM

No.336 Notched lip. 21mm x 16mm.



CM

No.337 Frame with beaded outer edge. 25mm x 21mm.

Early Decorative Buckles

Apart from these plain or simply decorated buckles, there are also a large number of elaborate copper-alloy buckles that can be more closely dated. Amongst the earliest are a group of small to medium-sized spectacle buckles on which the outside edge of the frame is straightened, and is often decorated with either a barrel or bar shaped moulding (Nos.338-341). The decoration on these buckles is similar to that used on contemporary single looped strap-end buckles with ornate outer edges. Excavated examples from London have been found in contexts datable to the last half of the 14th century.

The 15th century produced a number of large and highly decorative copper-alloy spectacle buckles with elaborately shaped frames (Nos.342-346). Many of these buckles have frames with bilobed or

trilobed outer edges. On the bilobed buckles (Nos.342-343) the outer edge of the frame is expanded into two conjoined tear shaped features with a decorative roundel or quatrefoil between them. The trilobed buckles (Nos.344-345) often have moulded decoration in the angles between the lobes and incised or engraved linear decoration on the front of the frame.

However, the most distinctive 15th century design (No.346) has a series of knobs running around the outer edge of the frame, each of which has been drilled with a blind hole. These buckles are heavily tinned and the front of the frame is usually decorated with multiple engraved lines.

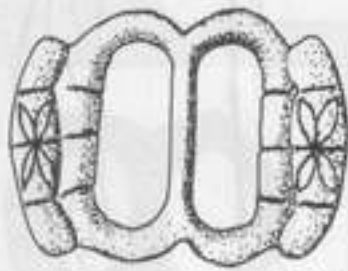
Large, solid cast, decorative pewter strap buckles are also known (Nos.347-348). One of the most common types has a frame with

pointed loops and a beaded outside edge (No.348).

Other decorative pewter spectacle buckles were fitted with separate strap bars which are manufactured from iron (Nos.349-351). This would have given the buckle frame extra strength. These buckles often have elaborately shaped frames with complex moulded decoration. Most have a hollow cylindrical housing at either end of the frame into which the strap bar was inserted.

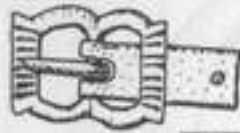
During the late 15th and 16th centuries copper-alloy spectacle buckles were produced on which the outer edge of the frame is cusped or serrated (Nos.352-357). The serrations are usually tooled rather than moulded. Most of these buckles are fairly small. They may therefore have performed a special function which is so far unidentified.

Cast copper-alloy double loop oval buckles with straight outer edges and barrel or bar mouldings: c1350-1400



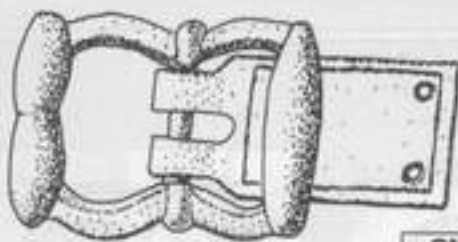
CM

No.338 Barrel moulding decorated with a quatrefoil motif on the outer edge of each loop. 34mm x 25mm.



CM

No.341 Each loop has an expanded, straight outer edge with multiple transverse grooves. C/a wire pin. Unrecessed plate with single rivet at end. Tinned. Frame: 16mm x 12mm. Plate: 16mm x 6mm.



CM

No.339 Barrel moulding on the outer edge of each loop, one of which accommodates a recess for the pin. Lobed knob either end of the strap bar. Plate with two rivet holes within an engraved linear border. Frame: 31mm x 22mm. Plate: 31mm x 14mm.

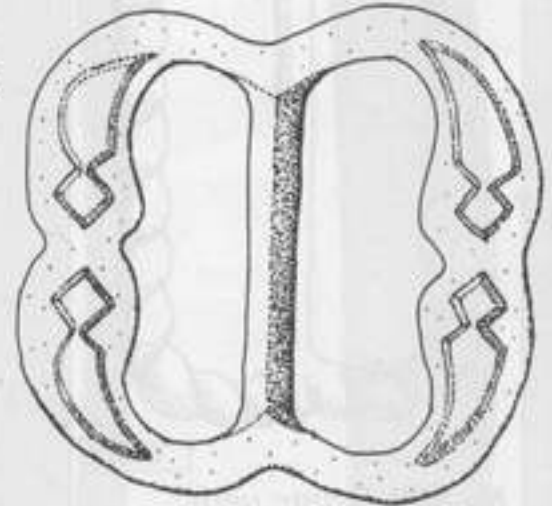


CM

No.340 Expanded, straight outer edge on each loop. C/a wire pin. Unrecessed plate with single rivet at end. Tinned. Frame: 15mm x 12mm. Plate: 16mm x 7mm.

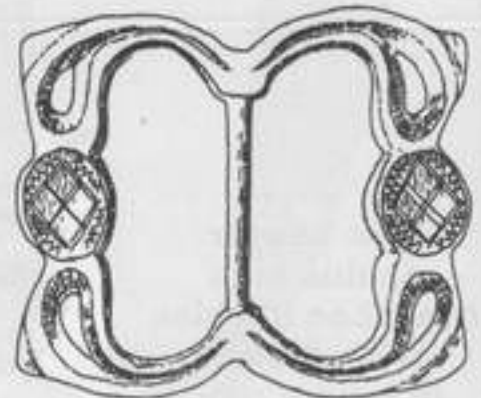
Cast copper-alloy double loop oval buckles with ornately moulded frames: c1400-1500

No.342 Bilobed frame with moulded, raised tear and lozenge motifs on each loop. Slightly recessed strap bar. 52mm x 49mm.



CM


No.343 Outer edge of each loop expanded into two openwork tear shaped motifs which are conjoined by a concave roundel with engraved lozenge and wrigglework decoration. Narrowed strap bar which is slightly recessed from the front edge of the frame. 45mm x 39mm.



CM

... continued **Cast copper-alloy double loop oval buckles with ornately moulded frames: c1400-1500**

No.344 Trilobed frame with moulded and engraved knobs in the angles on the outer edge of each loop. Narrowed strap bar which is slightly recessed from the front edge of the frame. Cast c/a pin. 45mm x 38mm.

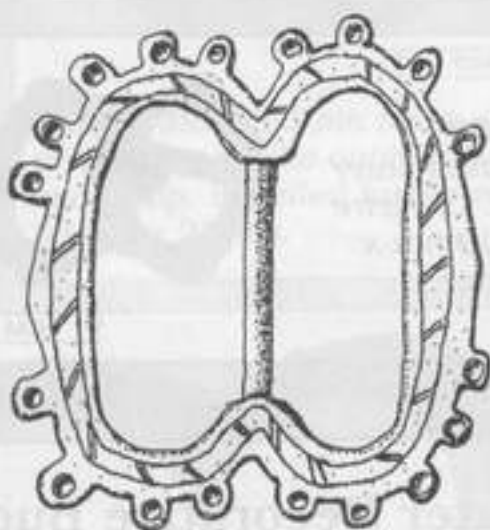


CM



CM

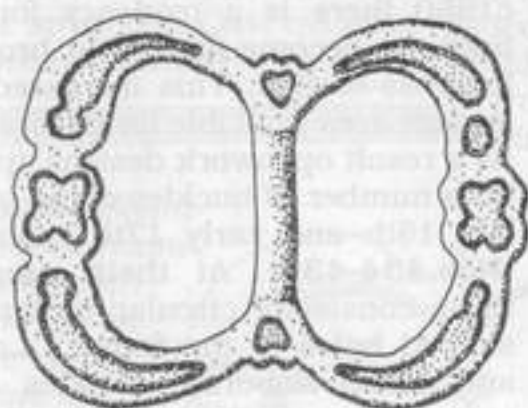
No.345 Trilobed frame with moulded and engraved trefolli in the angles on the outer edge of each loop. Multiple engraved oblique ornamentation (perhaps representing leaves). Narrowed strap bar which is slightly recessed from the front edge of the frame. 50mm x 41mm.



CM

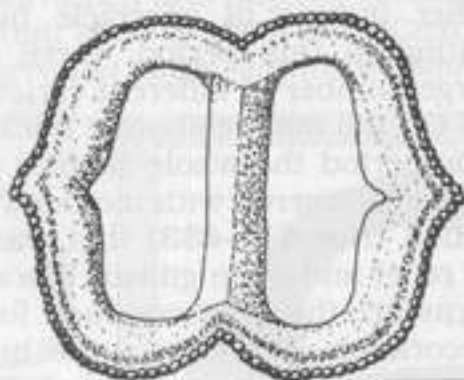
No.346 Lobed knobs around perimeter of frame, each drilled with a blind hole. Engraved oblique grooves within a linear border. Narrowed strap bar. Tinned. 47mm x 50mm.

Cast pewter double loop oval buckles with ornately moulded frames: c1400-1500



CM

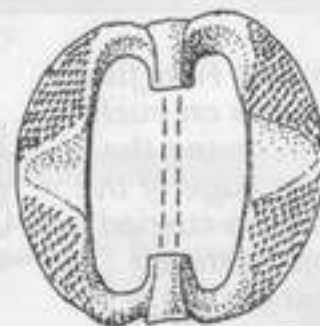
No.347 Outer edge of each loop expanded into two tear shaped motifs which are conjoined to a concave quatrefolli motif. Concave trefolli motif at either end of the strap bar. 51mm x 39mm.



CM

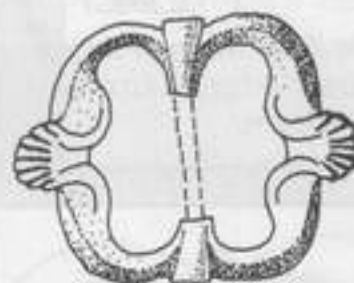
No.348 Bilobed, pointed loops with beaded outer edge. 46mm x 37mm.

Cast pewter double loop oval buckles with ornately moulded frames and separate iron strap bars: c1400-1500



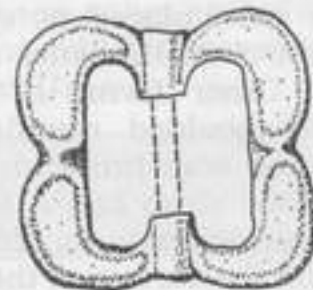
CM

No.349 Cylindrical housing for separate strap bar. Moulded pin rests flanked by moulded cross-hatched decoration. 30mm x 30mm.



CM

No.350 Cylindrical housing for separate strap bar. Moulded pin rests merge into lobed knobs with multiple transverse grooves. 34mm x 26mm.

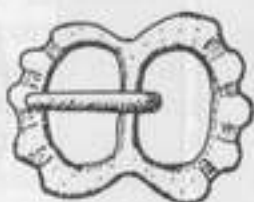


CM

No.351 Cylindrical housing for separate strap bar. Bilobed frame with each loop comprising two concave tear shaped motifs conjoined by a triangular recess which forms the pin rest. 29mm x 28mm.

Cast copper-alloy double loop oval buckles with cusped or serrated outer edges: c1450-1600

No.352 Four filed grooves on each loop, giving the outer edge of the frame a cusped appearance. Cast c/a pin. 25mm x 20mm.



CM



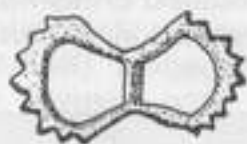
CM

No.353 Five filed grooves on each loop, giving the outer edge of the frame a cusped appearance. Narrowed strap bar which is slightly recessed from the front edge of the frame. 31mm x 21mm.



CM

No.354 Eight filed grooves on each loop, giving the outer edge of the frame a cusped appearance. Filed pin rest on the inside edge of each loop. 29mm x 22mm.




CM

No.355 Serrated outer edge. 24mm x 13mm.

No.356 Serrated outer edge. C/a wire pin. 19mm x 14mm.



CM



CM

No.357 Serrated outer edge. Traces of black lacquer. 21mm x 14mm.

Later Decorative Buckles

Between c1550-1650 the range of decorative forms becomes very wide (Nos.358-386). Many spectacle buckles of this period are decorated with a single moulded knob on the outer edge of each loop, which sometimes also furnishes a notch for the pin. Others have moulded pin rests in the form of a bifid knob on each loop. On some buckles moulded knobs were placed at symmetrical points around the outer edge of the frame. Other forms of decoration include moulded roundels on the loops and sometimes also at either end of the strap bar. A few buckles are decorated with moulded depressions on the surface of the frame. All these types of decoration exhibit an enormous range of variation, and different features are often used in combination on the same buckle.

A related group of buckles from the same period have zoomorphic decoration (Nos.387-389). This comprises a moulded head and tail (perhaps representing a bird) on the outer edge of each opposing loop. The buckle frame itself makes up the "body" of the creature. Although a number of different types are known the buckles are fairly rare.

One of the most distinctive groups of spectacle buckles dating to this period have moulded decoration that is based on highly stylised floral designs (Nos.390-410). This usually takes the form of trefoil or rosette motifs which are cast in low relief. These mouldings are usually located at either end of the strap bar and on the outer edge of each loop. One distinctive type has a single cast rosette on the end of each loop, whilst another has moulded acorn knobs. As on other groups of spectacle buckles dating to this period, there are a large number of different varieties.

On the most elaborate buckles of this period the whole surface of the frame is covered with moulded decoration (Nos.411-433) that was cast in relief and often gilded. Floral patterns are the most common form of decoration. However, some buckles have moulded scallop shells or human faces, which are usually located at the junction with the strap bar or on the outer edge of each loop. Others have moulded scrollwork. The outside edge of the loops are often shaped so as to emphasise the moulded ornamentation.

Many of these buckles are very

large and were probably used to fasten waist belts. Others were produced as decorative en-suite fittings for sword belt sets. One of the most common designs consists of vine leaf ornament cast in relief on a sunken background (Nos.422-425). Some of these buckles lacked pins and were used as belt slides to adjust the sword belt.

On many spectacle buckles after c1550 there is a tendency for the frame to become flatter but broader in cross-section. This increased the surface area available for decoration. As a result openwork designs appear on a number of buckles dated to the late 16th and early 17th centuries (Nos.434-439). At their simplest these consist of circular or lozenge shaped holes in the frame. Larger and more elaborate buckles have openwork extensions which may be in the form of trefoil or heart shaped motifs.

During the 17th century, spectacle buckles begin to lose their traditional figure of eight shape and start to become more rectilinear. This trend was accelerated by the fashion for large moulded decoration, which tended to "fill out" the buckle frame

and give it a more rectangular appearance.

The largest group of spectacle buckles dating to this period have convex ends and concave or trefoil shaped sides (Nos.440-448). Most are plain but some are decorated with punched rosette motifs on each loop. The most elaborate have moulded rosettes on the loops and scrolled trefoils at either end of the

strap bar.

Many of the buckles in this group have narrowed strap bars which are slightly recessed from the front edge of the frame. A number are known to have been fitted with folded sheet metal buckle plates with a single upstanding stud in the end. This is a method of attaching the buckle to the strap which was widely employed during the last half of the 17th cent-

ury, and a number of buckles of this design have been recovered in contexts dating to this period.

A number of these late spectacle-type buckles also begin to copy the designs used on the new two piece shoe and knee buckles. This is most clearly seen on Nos.447-448, which both date from the late 17th or early 18th century.

Cast copper alloy double loop oval buckles with moulded decoration on the loops: c1550-1650



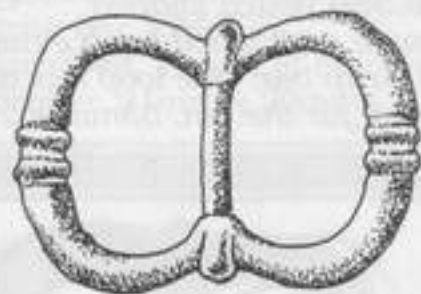
No.358 Moulded pin rests. Traces of iron pin. 32mm x 22mm.

CM



No.359 Moulded pin rests protruding on the outer edge of each loop. Bevelled inside edge. 33mm x 21mm.

CM



No.360 Moulded pin rests. Lobed knop at either end of the strap bar, which is narrowed. 41mm x 28mm.

CM



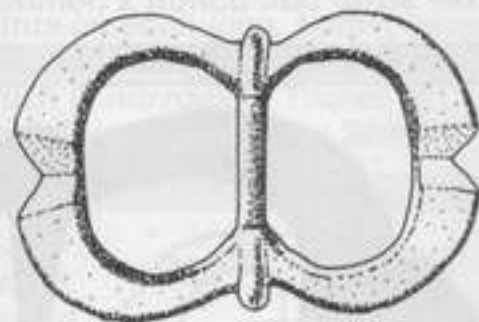
No.361 Lipped loops flanked on each side by two groups of moulded oblique ridges. Bilobed knop either end of the strap bar. Cast c/a pin. 29mm x 20mm.

CM



No.362 Slight bilobed frame with moulded transverse ridge on the outer edge of each loop. Lobed knop either end of strap bar, which is narrowed and slightly recessed from the front edge of the frame. Cast c/a pin with bevelled sides. 45mm x 33mm.

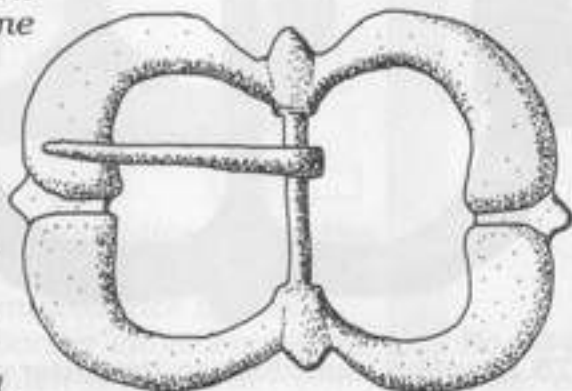
CM



No.363 Notch for pin on the outer edge of each loop. Lobed knop either end of the strap bar, which is narrowed. 48mm x 31mm.

CM

No.364 Slight bilobed frame with notch for pin on the outer edge of each loop. Lobed knop either end of the strap bar, which is narrowed. Cast c/a pin. 57mm x 39mm.



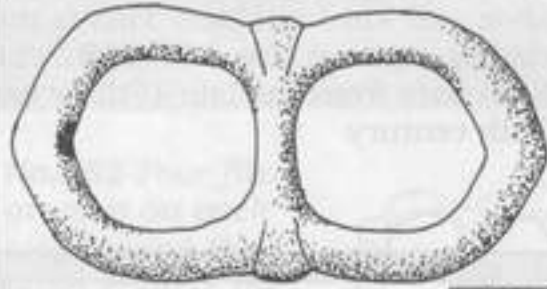
CM



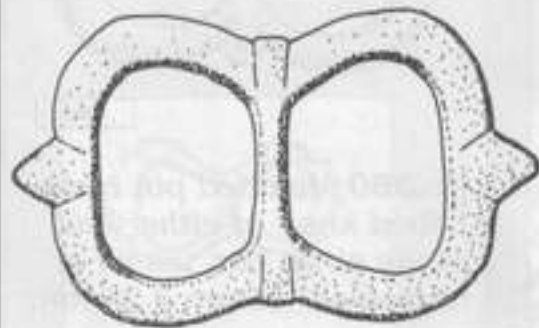
No.365 Vesica shaped frame with protrusions either end of the strap bar, which is narrowed. Cast c/a pin. 45mm x 28mm.

CM

... continued **Cast copper alloy double loop oval buckles with moulded decoration on the loops: c1550-1650**



No.366 Vesica shaped frame with lobed knob either end of strap bar. One loop has a notch for the pin. 53mm x 27mm.

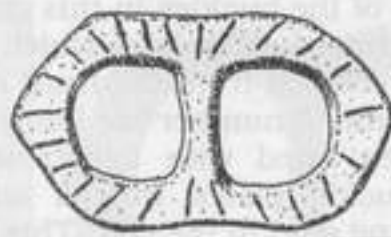


No.369 Pointed knob on the outer edge of each loop. Shallow ridge at either end of the strap bar. 53mm x 30mm.

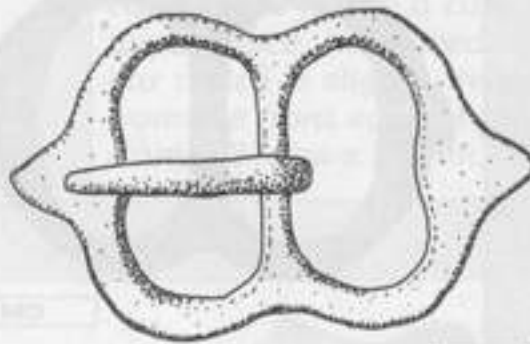


No.372 Pointed knob on the outer edge of each loop. Lobed knob either end of the strap bar, which is narrowed. Punched floral and scrolled decoration. Traces of gilding. 63mm x 30mm.

No.374 Bilobed knob on the outer edge of each loop. Bevelled inside edge. 38mm x 23mm.





No.367 Vesica shaped frame with multiple engraved oblique and transverse lines. Tinned. 38mm x 22mm.




No.370 Pointed knob on the outer edge of each loop. Cast c/a pin. 53mm x 33mm.

No.368 Vesica shaped frame with multiple engraved oblique and transverse grooves. Lobed knob either end of the strap bar. 36mm x 22mm.



No.371 Spherical knob on the outer edge of each loop. Lobed knob either end of the strap bar. Cast c/a pin. 38mm x 18mm.



No.373 Lobed knob on the outer edge of each loop, one with a notch for the pin. Narrowed strap bar which is recessed from the front edge of the frame. Cast c/a pin. Tinned. 48mm x 22mm.



No.375 Escalloped moulding on the outer edge of each loop. Lobed knob either end of the strap bar, which is narrowed. Traces of black lacquer. 58mm x 40mm.

... continued **Cast copper-alloy double loop oval buckles with moulded decoration on the loops: c1550-1650**



CM

No.376 Moulded roundel on the outer edge of each loop and at either end of the strap bar, which is narrowed and recessed from the front edge of the frame. Tinned. 36mm x 23mm.




CM

No.379 Two moulded roundels on the outer edge of each loop. Lobed knop either end of the strap bar. C/a wire pin. Traces of gilding. 33mm x 22mm.



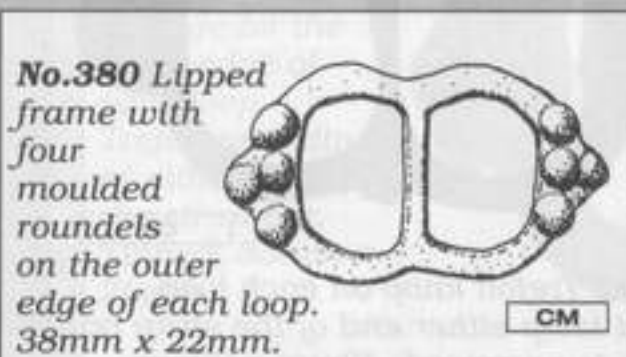
CM

No.383 Barrel moulding protruding on the inner edge of each loop. Moulded hominoid face within curvilinear border either end of the strap bar, which is recessed from the front edge of the frame. Surface corrosion. 35mm x 28mm.



CM

No.377 Moulded roundel on the outer edge of each loop. Lobed knop either end of the strap bar, which is narrowed and recessed from the front edge of the frame. The frame is cracked and has much surface corrosion. Traces of black lacquer. 42mm x 26mm.



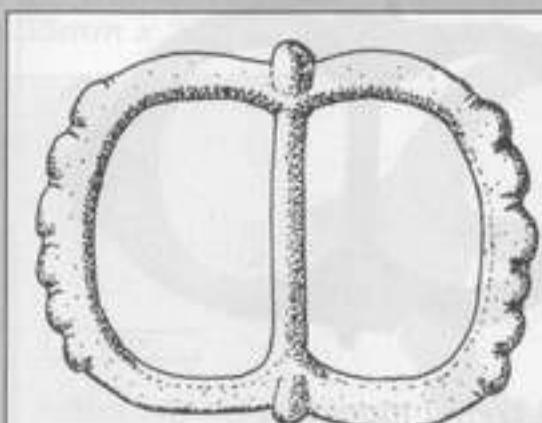
CM

No.380 Lipped frame with four moulded roundels on the outer edge of each loop. 38mm x 22mm.



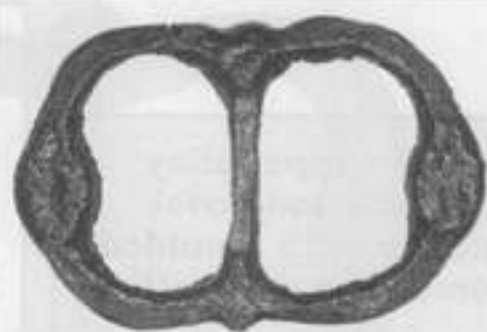
CM

No.382 Lobed knops at two symmetrical points on each loop and at either end of the strap bar. Traces of iron pin. 38mm x 24mm.



CM

No.384 Six lobed knops on the outer edge of each loop. Lobed knop either end of the strap bar. 49mm x 37mm.



CM

No.378 Moulded roundel on the outer edge of each loop. Lobed knop either end of the strap bar, which is narrowed. Traces of black lacquer. 31mm x 20mm.



CM

No.381 Bilobed knops at two symmetrical points on each loop. Lobed knop at either end of the strap bar, which is narrowed. Traces of black lacquer. 31mm x 28mm.



CM

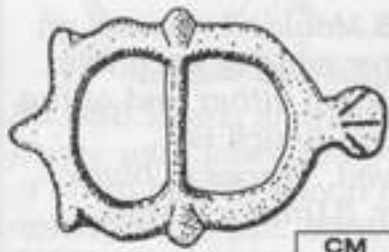
No.385 Pointed, notched loops, each with six moulded depressions. Lobed knop either end of the strap bar. Cast c/a pin. 38mm x 22mm.



CM

No.386 Five moulded depressions on each loop. Narrowed strap bar. Cast c/a pin. 30mm x 20mm.

Cast copper-alloy double loop oval buckles with moulded zoomorphic decoration: c1550-1650



CM

No.387 Pointed knob flanked by two oblique ridges on one loop. Ovoid knob with three engraved lines on other loop. Lobed knob either end of the strap bar. 38mm x 23mm.




CM

No.388 Lobed knob on one loop. Moulded sub-triangular knob with bifid end and transverse ridge on the other loop. Lobed knob either end of the strap bar. Cast c/a pln. 38mm x 14mm.



CM

No.389 Pointed knob with eyes and ears on one loop. Moulded trilobed knob on the other loop. Lobed knob either end of the strap bar. 27mm x 12mm.



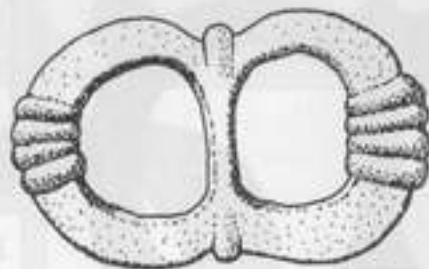
CM

No.390 Trefoil knob on each loop. Narrowed strap bar which is slightly recessed from the front edge of the frame. Traces of black lacquer. 43mm x 23mm.



CM

No.392 Trefoil knob on each loop. Lobed knob either end of the strap bar, which is narrowed. 42mm x 22mm.



CM

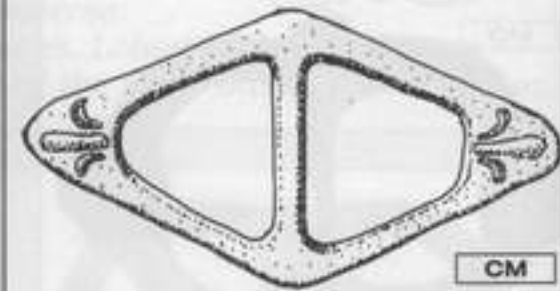
No.394 Quatrefoil moulding on the outer edge of each loop. Lobed knob either end of the strap bar, which is narrowed. 42mm x 25mm.



CM

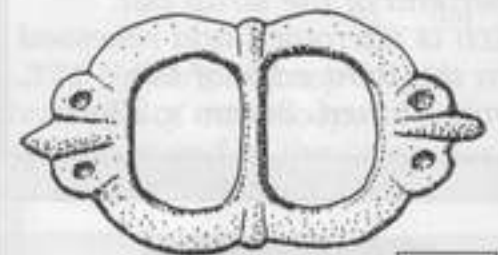
No.396 Trefoil moulding on the outer edge of each loop and at either end of the strap bar, which is narrowed and recessed from the front edge of the frame. Traces of black lacquer. 39mm x 22mm.

Cast copper-alloy double loop oval buckles with moulded floral decoration on the loops: c1550-1650



CM

No.391 Fleur-de-lis moulding on the outer edge of each loop. 54mm x 28mm.



CM

No.393 Trilobed, trefoil moulding with two blind holes on the outer edge of each loop. Lobed knob either end of the strap bar. 47mm x 24mm.



CM

No.395 Trefoil moulding on the outer edge of each loop. Lobed knobs at two symmetrical points on each loop and at either end of the strap bar, which is narrowed and recessed from the front edge of the frame. Traces of black lacquer. 44mm x 24mm.



CM

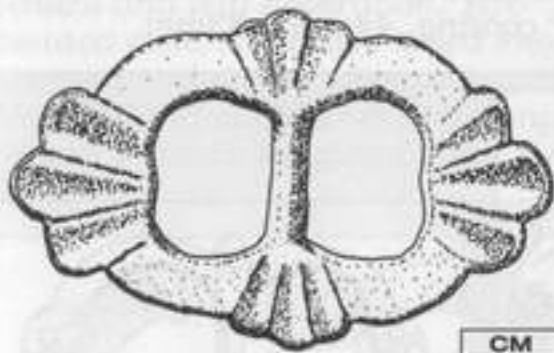
No.397 Trilobed, trefoil moulding on the outer edge of each loop and at either end of the strap bar. 45mm x 28mm.

... continued
Cast copper-alloy double loop oval buckles with moulded floral decoration on the loops:
c1550-1650



CM

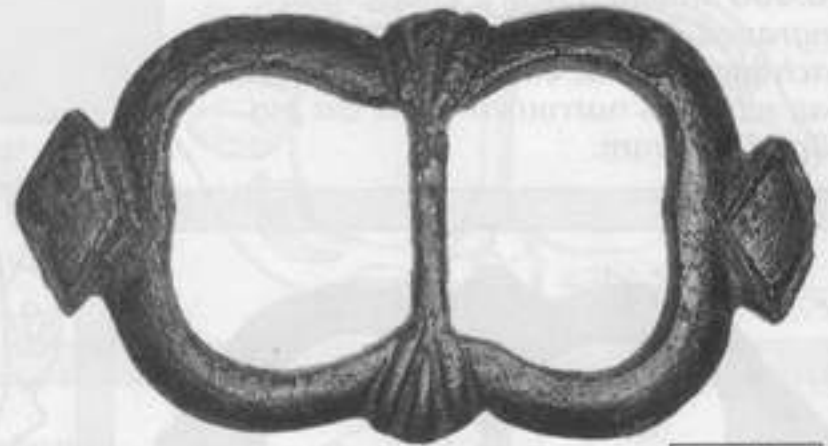
No.401 Moulded and incised trefoil on the outer edge of each loop and at either end of the strap bar. 51mm x 28mm.



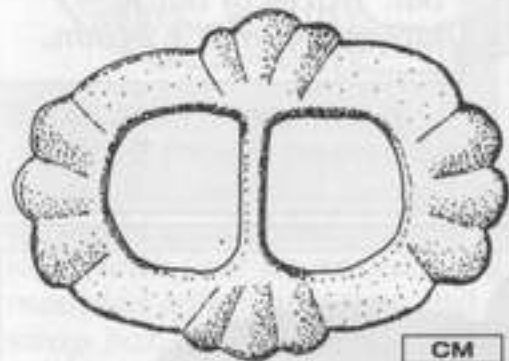
CM

No.398 Trilobed, trefoil moulding on the outer edge of each loop and at either end of the strap bar. Traces of black lacquer. 54mm x 34mm.

No.402 Lozenge shaped knob with moulded lozenge on the outer edge of each loop. Trefoil moulding at either end of the strap bar. Tinned. 53mm x 28mm.

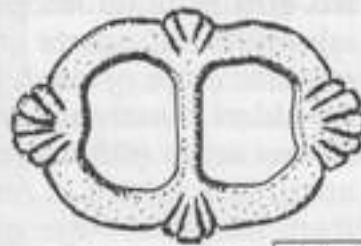


CM



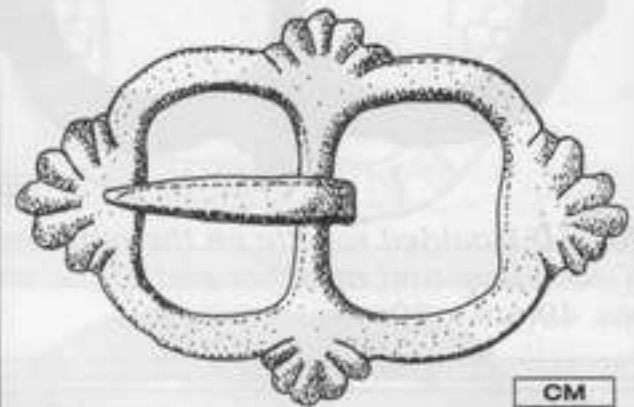
CM

No.399 Trilobed, convex trefoil mouldings on the outer edge of each loop and at either end of the strap bar. 48mm x 35mm.



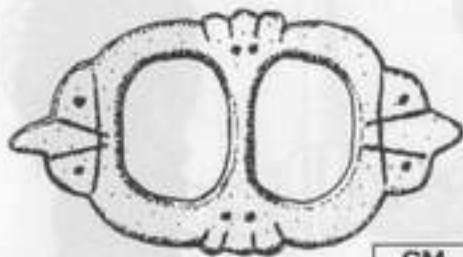
CM

No.403 Cinquefoil moulding on the outer edge of each loop. Trefoil moulding at either end of the strap bar, which is narrowed and slightly recessed from the front edge of the frame. Tinned. 35mm x 23mm.




CM

No.404 Moulded cinquefoil knobs on the outer edge of each loop and at either end of the strap bar. Cast c/a pin. Traces of black lacquer. 60mm x 39mm.



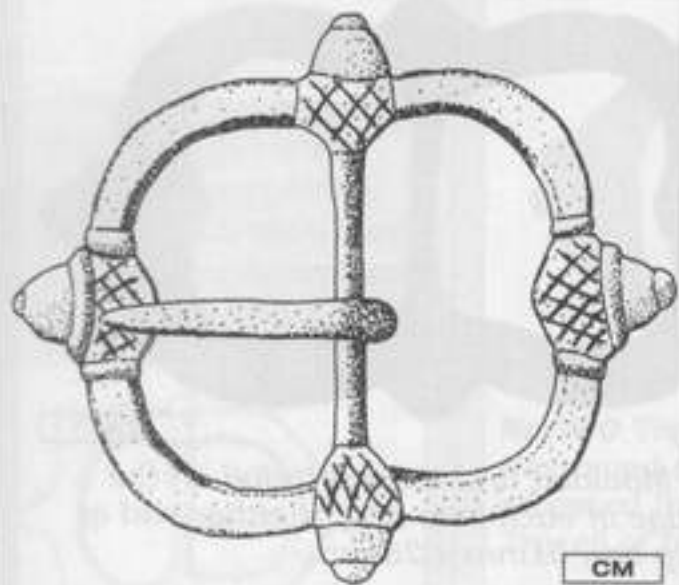
CM

No.400 Trilobed, trefoil moulding with blind holes on the outer edge of each loop and at either end of the strap bar. Tinned. 45mm x 24mm.



CM

No.405 Moulded acorn knobs on the outer edge of each loop. Moulded projection either end of the strap bar. Cast c/a pin. 57mm x 28mm.



No.406 Moulded acorn knobs with engraved cross-hatched decoration on each loop and at either end of the strap bar, which is narrowed. Cast c/a pin. 65mm x 56mm.

CM

... continued
Cast copper-alloy double loop oval buckles with moulded floral decoration on the loops: c1550-1650



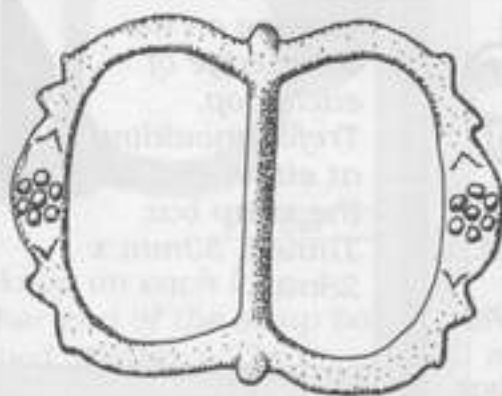
CM

No.407 Moulded rosette on each loop. Lobed knob either end of the strap bar, which is narrowed and recessed from the front edge of the frame. Black lacquer coating. 44mm x 33mm.



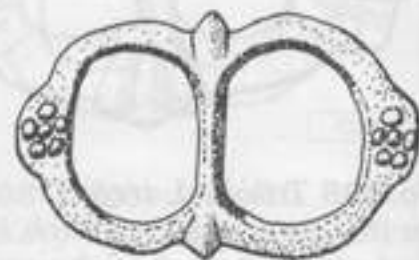
No.410 Moulded rosette on the outer edge of each loop and at either end of the strap bar. 49mm x 30mm.

CM



CM

No.409 Bilobed knobs at two symmetrical points on the outside edge of each loop. Moulded rosette on each loop. Lobed knob either end of the strap bar, which is recessed from the front edge of the frame. 49mm x 37mm.

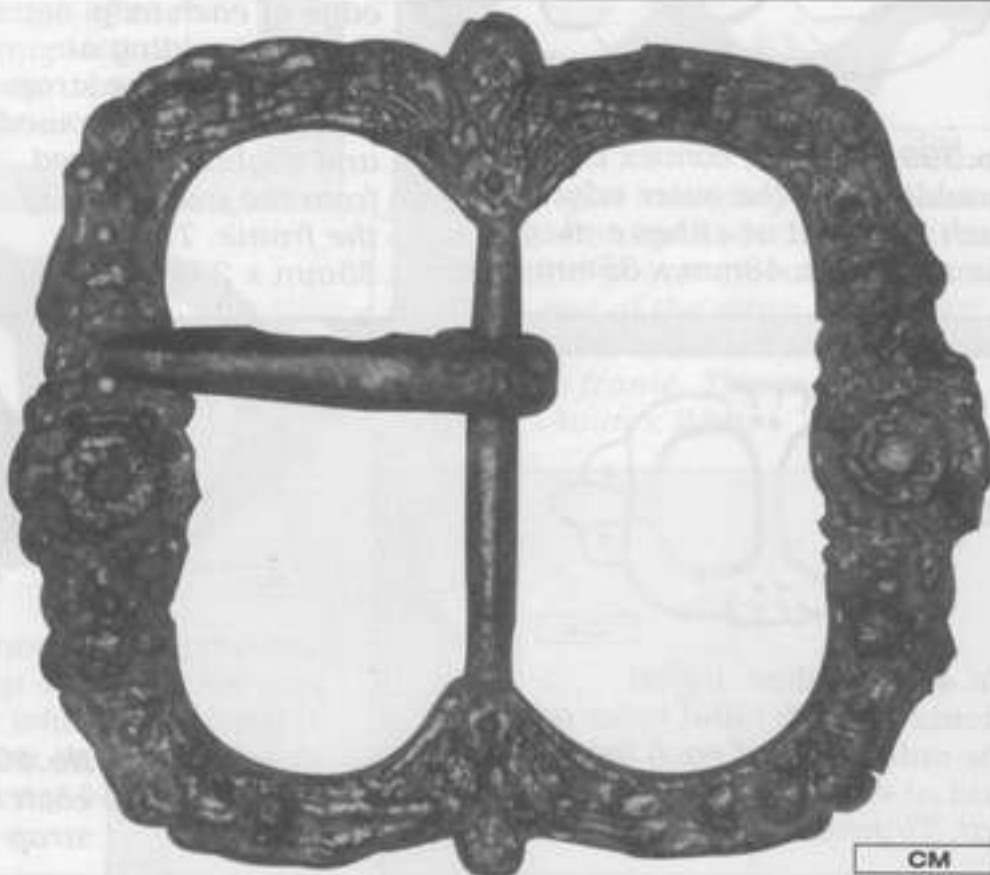


CM

No.408 Moulded rosette on each loop. Lobed knob either end of the strap bar. Traces of black lacquer. 40mm x 24mm.

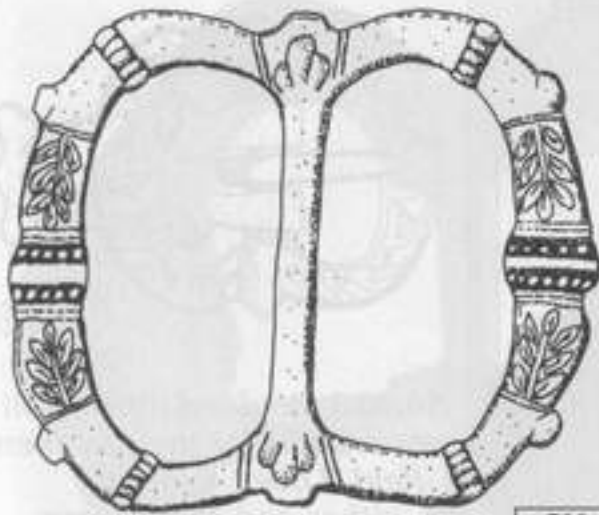
Cast copper-alloy double loop oval buckles with all-over moulded surface decoration: c1550-1650

No.411 Moulded floral decoration comprising tendrils and leaves covering the whole surface of the frame, with a rosette cast in relief on the outer edge of each loop. Narrowed strap bar. Cast c/a pin. Frame heavily gilded. 64mm x 57mm.



CM


... continued **Cast copper-alloy double loop oval buckles with all-over moulded surface decoration: c1550-1650**



CM

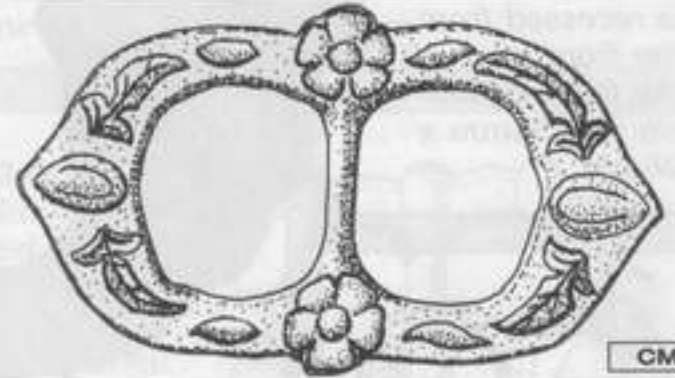
No.412 Barrel moulding with beaded border framed either side by moulded tendril and leaf decoration. Two beaded collars and two lobed knobs at symmetrical points on each loop. Moulded trefoil either end of strap bar. Traces of black lacquer. 59mm x 49mm.

No.415 Trilobed knob and two lobed knobs at symmetrical points on the outer edge of each loop. Lobed knob either end of the strap bar. Moulded rosettes on the outer edge of each loop and at either end of the strap bar, which are framed by moulded roundels on the loops. 55mm x 33mm.




CM

No.416 Vesica shaped frame with moulded rosettes either end of the strap bar and moulded floral patterns on the loops. 65mm x 37mm.



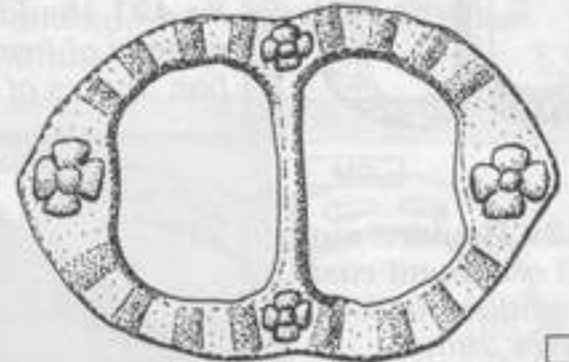
CM



CM

No.413 Each loop has a moulded rosette framed by leaf and tendril ornament in four panels defined by moulded collars. Lobed knob with four engraved lines and moulded collar at either end of the strap bar. 62mm x 50mm.

No.417 Vesica shaped frame with moulded rosettes on the outer edge of each loop and at either end of the strap bar. Ribbed decoration between the rosettes. Traces of gilding. 54mm x 35mm.

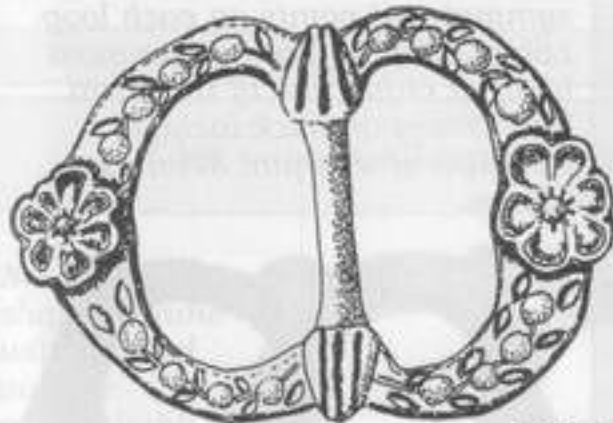


CM

No.418 Vesica shaped frame. Moulded rosettes on the outer edge of each loop and at either end of the strap bar, with moulded floral ornament in-between. 42mm x 27mm.



CM




CM

No.414 Moulded rosette and floral ornamentation (leaf, tendril and "fruit") on each loop. Lobed, fluted knob at either end of the strap bar. Traces of gilding. 61mm x 40mm.



CM

No.419 Vesica shaped frame with moulded scrolled ornamentation. 45mm x 25mm.



CM

No.420 Vesica shaped frame with lobed knob either end of the strap bar. Moulded rosette and oblique ribs on each loop. 47mm x 23mm.

... continued **Cast copper-alloy double loop oval buckles with all-over moulded surface decoration: c1550-1650**



CM

No.422 Moulded vine scroll ornament cast in a sunken field. Lobed knop at either end of the strap bar, which is recessed from the front edge of the frame. Cast c/a pin. 34mm x 26mm.



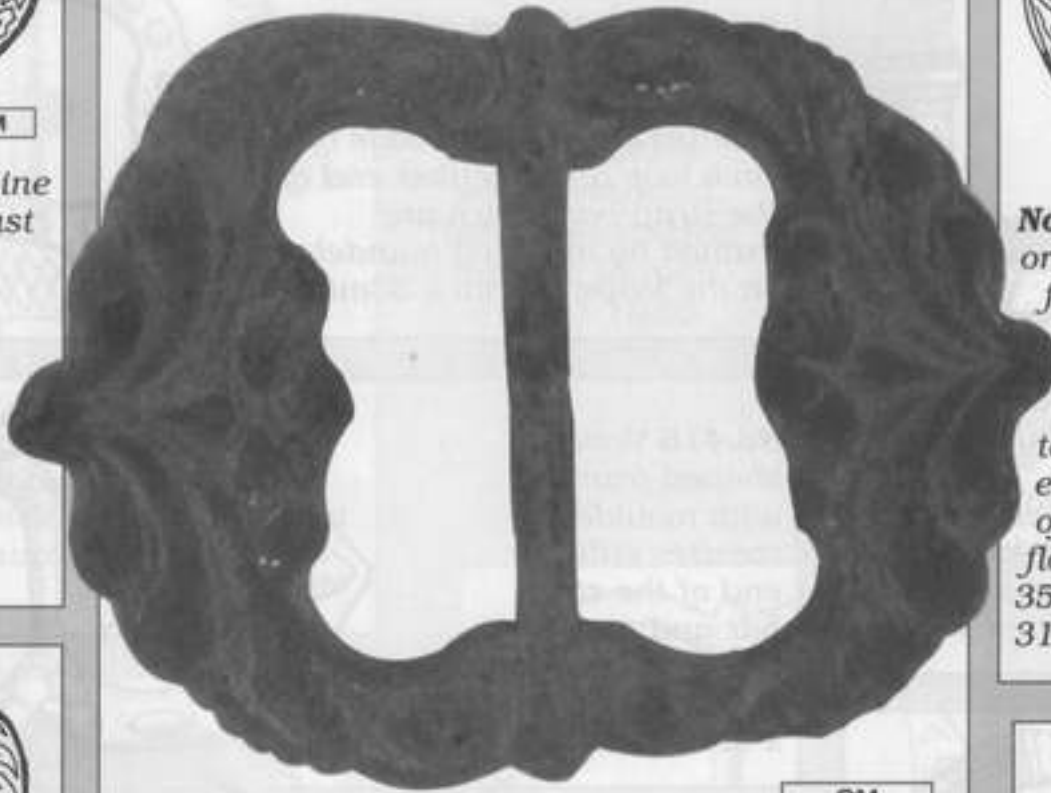
CM

No.424 Moulded vine scroll ornament cast in a sunken field. 31mm x 28mm.

No.426 Collared barrel moulding on the outer edge of each loop. Moulded curvilinear ribs framed by six collars and two scrolled knops at symmetrical points on each loop. Lobed knop in form of hominoid head at either end of the strap bar, which is slightly recessed from the front edge of the frame. Traces of black lacquer. 50mm x 39mm.



CM



CM

No.421 Moulded floral ornament covering whole surface of frame. Lobed knop either end of strap bar. Traces of gilding. 72mm x 52mm.




CM

No.428 Scrolled, trilobed knops on the outer edge of each loop and at either end of the strap bar. Scrolled knops at two symmetrical points on each loop. Moulded hominoid faces on each loop and at either end of the strap bar, with moulded floral ornament filling the whole frame. Cast c/a pin. Tinned. 60mm x 35mm.



CM

No.423 Moulded vine scroll ornament cast in a sunken field. Lobed knop at either end of the strap bar. Cast c/a pin. Unrecessed plate with tapering sides, trilobed end and two rivets. Front of plate has engraved floral decoration. Frame: 35mm x 30mm. Plate: 31mm x 14mm.



CM

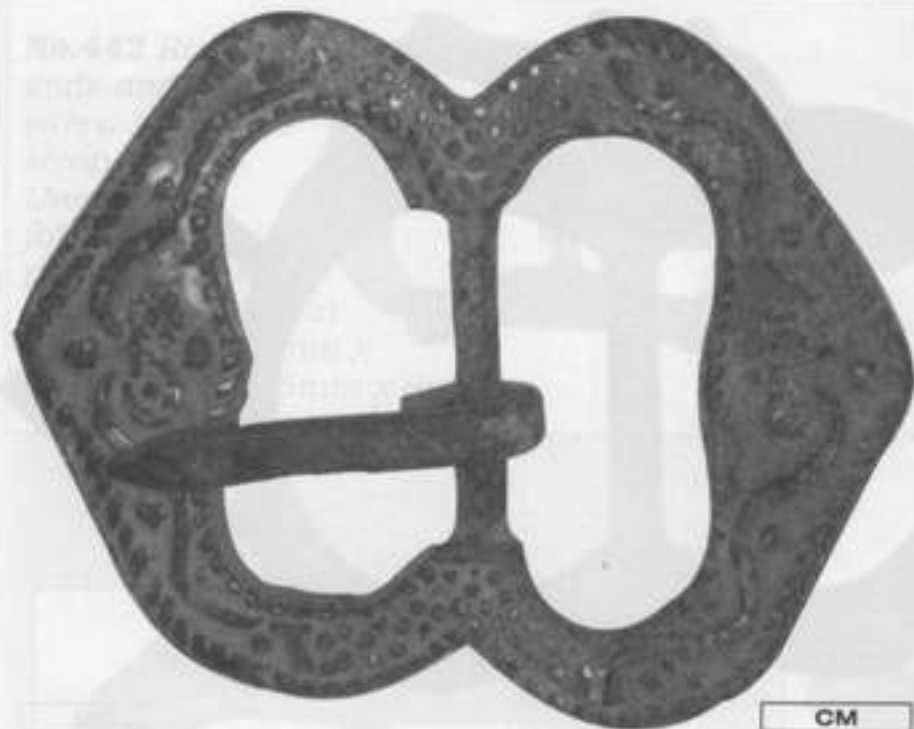
No.425 Moulded vine scroll ornament cast in a sunken field. 30mm x 23mm.

No.427 Collared barrel moulding on the outer edge of each loop. Moulded curvilinear ribs framed by four collars and two scrolled knops at symmetrical points on each loop. Lobed knop in form of hominoid head at either end of the strap bar. Traces of black lacquer. Remains of iron pin. 37mm x 25mm.



CM

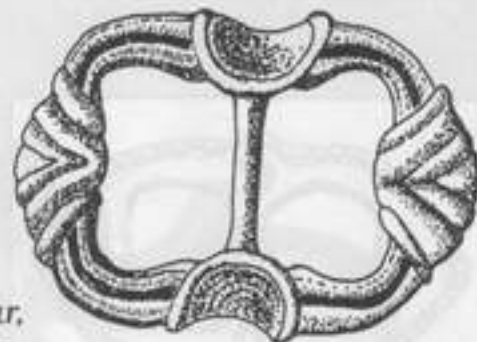
... continued **Cast copper-alloy double loop oval buckles with all-over moulded surface decoration: c1550-1650**



CM

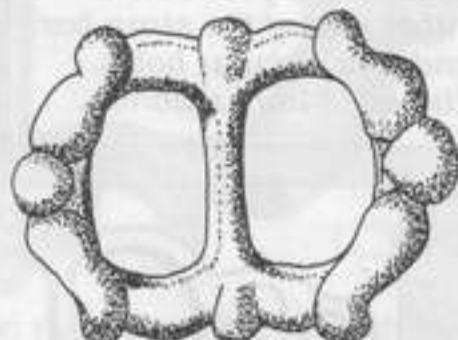
No.429 Frame with angled outer edges. Narrowed strap bar which is recessed from the front edge of the frame. Cast c/a pin. Moulded scrolled and circular decoration within a ropework border. 60mm x 47mm.

No.431 Escallop moulding on the outer edge of each loop. Moulded, collared knob with concave outer edge either end of the strap bar, which is narrowed. Frame decorated with moulded curvilinear ribs. 47mm x 32mm.



CM

No.432 Ovoid knob flanked by moulded, scrolled decoration on the outer edge of each loop. Lobed knob either end of the strap bar. Traces of gilding. 44mm x 32mm.

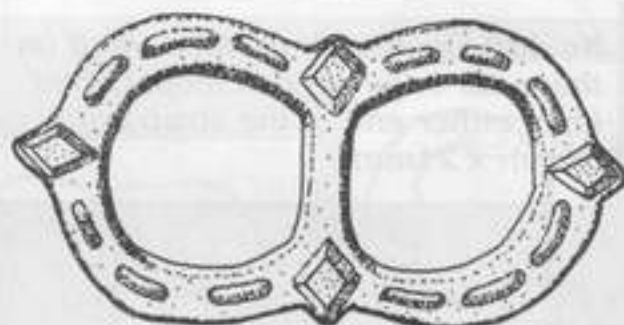


CM



CM

No.430 Escallop moulding with six engraved oblique lines on the outer edge of each loop. Moulded roundels on frame. Fluted knob either end of the strap bar, which is narrowed and recessed from the front edge of the frame. 63mm x 38mm.



CM

No.433 Pointed loops. Moulded lozenges on the outer edge of each loop and at either end of the strap bar. Discontinuous raised rib running around each loop. 62mm x 30mm.

Cast copper-alloy double loop oval buckles with openwork frames: c1550-1660.

No.434 Vestica shaped frame with cusped outside edge, slight protrusions either end of the strap bar and four circular holes. Tinned. 44mm x 27mm.



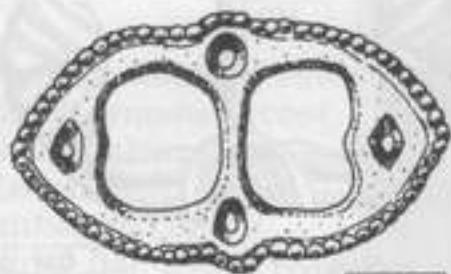
CM



CM

No.435 Vestica shaped frame with serrated outside edge and four circular holes. Tinned. 42mm x 26mm.

... continued **Cast copper-alloy double loop oval buckles with openwork frames: c1550-1660.**



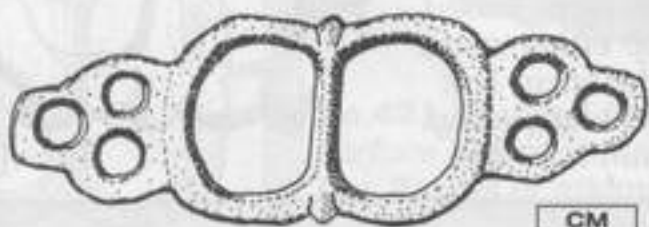
CM

No.436 Vestica shaped frame with beaded outside edge, slight protrusions either end of the strap bar and four circular holes. Tinned. 44mm x 26mm.



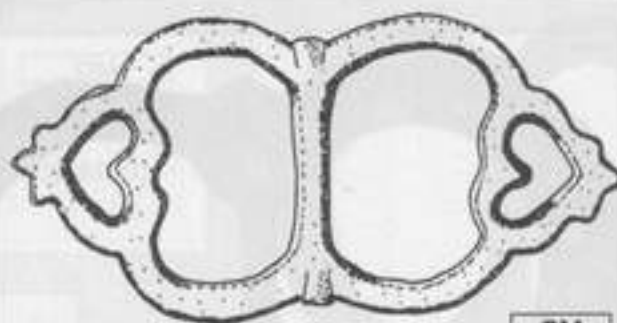
CM

No.437 Openwork trefoil knobs on the outer edge of each loop and at either end of the strap bar. Tinned. 85mm x 50mm.




CM

No.438 Openwork trilobed motif on the outer edge of each loop. Lobed knob either end of the strap bar. 63mm x 21mm.



CM

No.439 Openwork heart shaped motif on the outer edge of each loop. Lobed knob either end of the strap bar. Tinned. 60mm x 30mm.



CM

No.440 Rounded ends and trefoil sides with raised ridge either end of the strap bar, which is narrowed. 58mm x 38mm.


Cast copper-alloy double loop sub-oval buckles: c1600-1720



CM

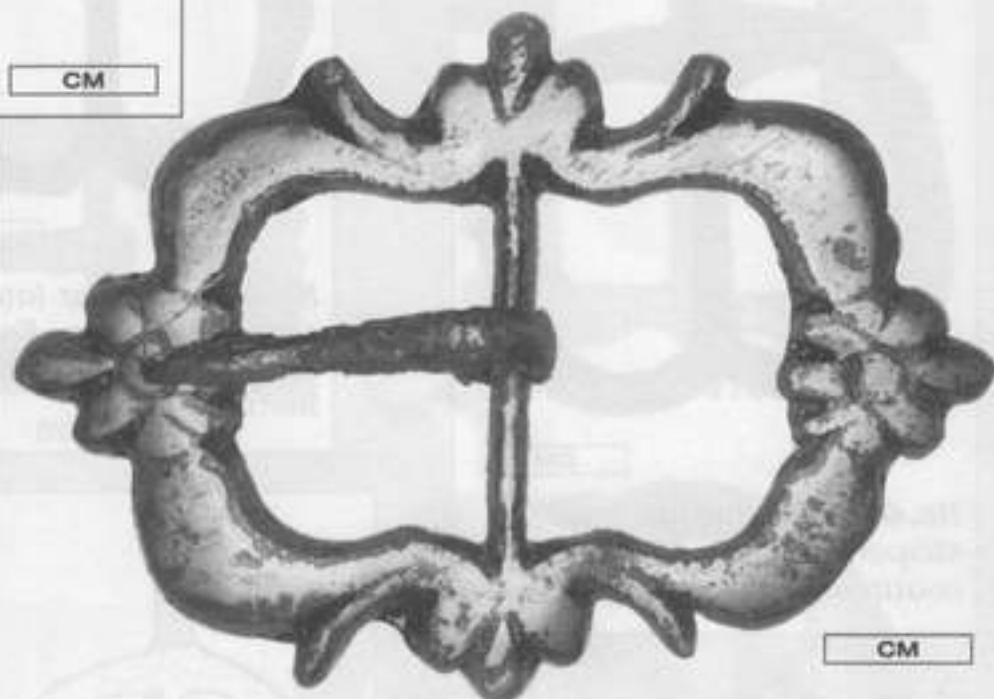
No.441 Rounded ends and trefoil sides. Narrowed strap bar. Tinned. 40mm x 28mm.

No.442 Rounded ends and bifid sides. Narrowed strap bar. Unrecessed, folded sheet c/a plate with large upstanding stud at end. Frame: 33mm x 23mm. Plate: 25mm x 8mm.




CM

... continued **Cast copper-alloy double loop sub-oval buckles: c1600-1720**



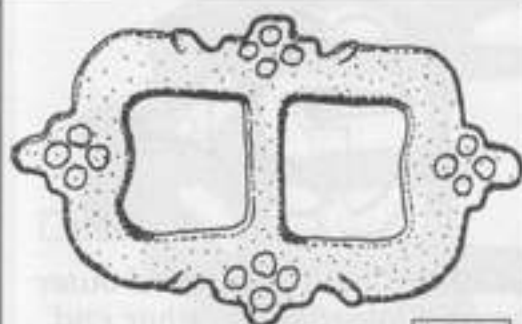
CM

No.444 Trilobed trefoil knob on the outer edge of each loop, each with an engraved rosette. Trefoil sides with trefoil mouldings at either end of the strap bar, which is narrowed. Cast c/a pin. 67mm x 47mm.



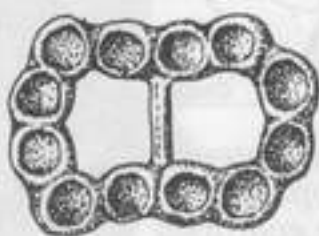
CM

No.443 Slightly rounded ends and slight trefoil sides. Narrowed strap bar which is recessed from the front edge of the frame. Tinned. 40mm x 27mm.



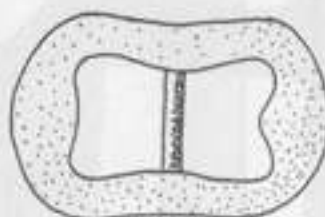
CM

No.445 Trilobed trefoil moulding on the outer edge of each loop and at either end of the strap bar. Punched rosette (?) pattern on each loop and at either end of the strap bar. Tinned. 52mm x 31mm.



CM

No.446 Rounded ends with six concave, moulded roundels on each loop. Narrowed strap bar. 31mm x 22mm.



CM

No.447 Rounded ends and slightly concave sides. Narrowed strap bar which is recessed from the front edge of the frame. Tinned. 33mm x 21mm.



CM

No.448 Rounded ends and narrowed strap bar which is recessed from the front edge of the frame. Notch for pin on one loop. Moulded scrolls flank ovoid knob either end of the strap bar. 35mm x 22mm.

Specialised Buckles

More specialised types of spectacle buckle produced during the 16th and early 17th centuries include one type with a cast, integral loop (Nos.449-452). These buckles were used to suspend a sword belt via a separate hooked fastener on the end of the strap. They were used in conjunction with a particular type of fixing arrangement that was super-

seded c1630.

Spectacle buckles with buckle plates ending in hooks (Nos.453-454) were used as spur buckles between the 15th and 17th centuries. The buckle frames themselves are usually plain or have only simple decoration which cannot be closely dated. When found without their plates, these buckles cannot be read-

ily distinguished from spectacle buckles used for other purposes.


More generally, although spectacle buckles remained in use until the beginning of the 18th century, they were gradually replaced by rectangular and trapezoidal buckles which became fashionable during the first half of the 17th century, and after c1660 by the new two piece buckles.

Cast copper-alloy double loop oval sword belt hangers: c1500-1630



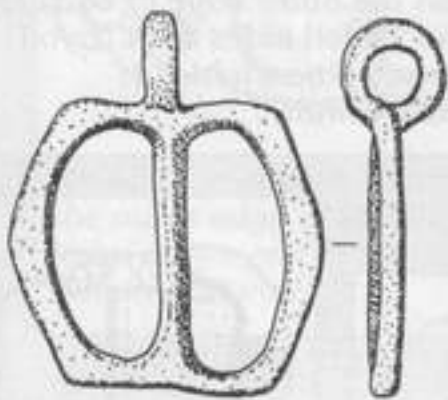
CM

No.449 Circular lateral suspension loop. Black lacquer coating. 33mm x 38mm.



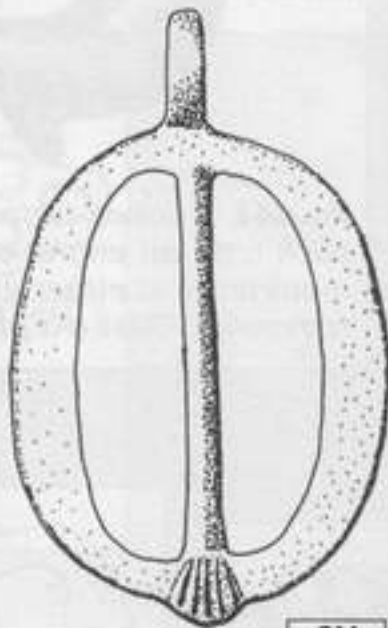
CM

No.450 Circular lateral suspension loop. Frame with angled outer edges. 28mm x 33mm.



CM

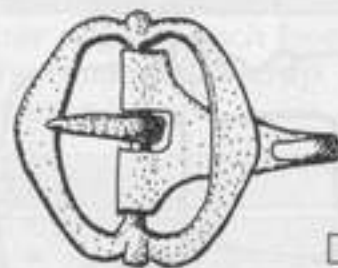
No.451 Circular lateral suspension loop. Frame with angled outer edges. 32mm x 38mm.



CM

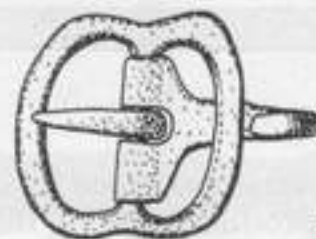
No.452 Circular lateral suspension loop. Lobed knob with five engraved lines at one end of the strap bar. 38mm x 62mm.

Cast copper-alloy double loop oval spur buckles: c1400-1680



CM

No.453 Frame with angled outer edge and lobed knob either end of the strap bar, which is narrowed. Cast c/a pin. Unrecessed, cast c/a plate with tapering sides and hooked terminal. Frame: 25mm x 25mm. Plate: 23mm x 18mm.



CM

No.454 Cast c/a pin. Unrecessed, cast c/a plate with tapering sides and hooked terminal. Frame: 23mm x 23mm. Plate: 20mm x 15mm

Rectangular and Trapezoidal Buckles
1350 - 1700



No. 475



No. 487



No. 476




No. 493



No. 496



No. 498



No. 513



No. 529



No. 532

Rectangular and sub-rectangular double looped buckles are known from dated contexts as early as c1300. However, both the number of buckles and range of types which can be securely dated to the medieval period is comparatively small. Excavation finds suggest that most of the buckles in this group date to the late 16th and 17th centuries. After c1570 the range of rec-

tangular buckles becomes very wide, and includes a number with very elaborate frames. Buckles with trapezoidal frames are a related type which also date mainly to the 17th century.

In many cases the two groups of buckles share similar forms of decoration. This suggests that in most cases users made no distinction between rectangular and trapezoidal

buckle frames. Consequently, trapezoidal buckles are best considered as an extension of those with rectangular frames. It is often difficult to decide where a line may reasonably be drawn between rectangular and trapezoidal buckles. Both types continued in use until the very end of the 17th century.

Plain Rectangular Buckles

Plain copper alloy rectangular and sub-rectangular double looped buckles (**Nos.455-465**) were used throughout the period covered in this chapter. The earliest securely dated examples are from the last half of the 14th century. However, the majority of excavation finds are from late 16th and 17th century contexts, suggesting that this was their main period of use. The fact that buckle plates are rarely seen on these buckles would also support a late date for most of the buckles in this group. However, this is not of much help when attempting to date individual examples.

The strap bars of these buckles are usually narrowed and were fitted with copper alloy or iron pins. On many examples the frame is very

wide and its outer edge is sharply bevelled, although not all buckles share this feature.


Plain rectangular buckles show a great deal of variation in size. Very large examples which are broader along the strap bar than across the frame are probably from girdles or sword belts (baldricks). Smaller buckles were used in a wide range of applications.

During the 15th and 16th centuries rectangular buckles were also manufactured from cast pewter (**Nos.466-469**). Because of the weakness of the metal, these buckles usually have frames of more substantial cross section than their copper-alloy counterparts. Most of these buckles are plain but some are decorated with a pattern of oblique lines on the

front of the frame. Others have simple moulded decoration. This usually consists of trefoils or other motifs on the external corners. These pewter buckles are generally of small to medium size and were fitted with iron wire pins.

Buckles with integrally cast suspension loops are a specialist type which were used as sword belt hangers between the mid 14th and early 17th century. On the earliest buckles in this group the suspension loop lies on the same plain as the buckle frame (**Nos.470-471**). These buckles date to the late 14th and 15th centuries. During the 16th and early 17th century, sword belt hangers were produced on which the suspension loop is at right angles to the buckle frame (**Nos.472-473**).


No.455
Bevelled
inside
edge.
Traces
of iron
pin.
35mm x
52mm.



CM

**Cast copper-alloy double
loop rectangular and sub-rectangular
buckles: mainly c1570-1700**

No.456
Bevelled
inside edge.
Narrowed
strap bar
which is
recessed
from the
front edge of
the frame.
Two notches
on one loop.
Tinned.
28mm x
38mm.



CM



CM

No. 457 Bevelled inside and outside edges. Sheet c/a pin. Tinned. 42mm x 44mm.



CM


No. 458 Bevelled inside and outside edges. 33mm x 35mm.



CM

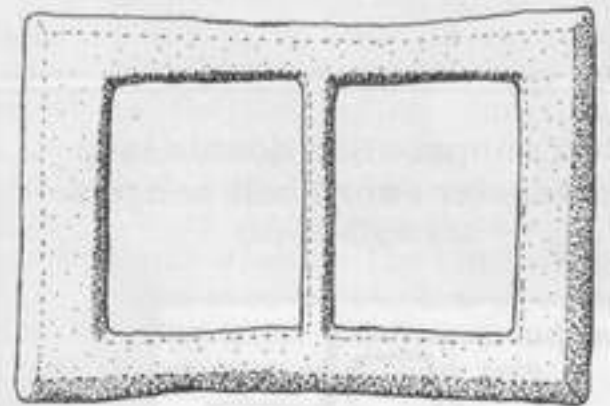
No. 459 C/a wire pin. 27mm x 26mm.

... continued **Cast copper-alloy double loop rectangular and sub-rectangular buckles: mainly c1570-1700**




CM

No. 461 Wide frame with bevelled edges. Narrowed strap bar. 39mm x 27mm.




CM

No. 460 Wide frame with bevelled edges. Narrowed strap bar. 57mm x 37mm.




CM

No. 462 Wide frame with narrowed strap bar. 35mm x 23mm.



CM

No. 463 Wide frame with bevelled outside edge. Narrowed strap bar with remains of iron pin. 34mm x 23mm.



CM


No. 464 Bevelled outside edge. Fragmented, cast c/a pin. 36mm x 24mm.



CM

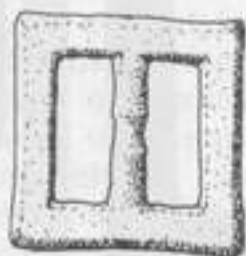
No. 465 Tinned. 21mm x 14mm.

Cast pewter double loop rectangular and sub-rectangular buckles with drawn iron wire pins: c1400-1600



CM

No.466 Bevelled inside and outside edges. 18mm x 19mm.




CM

No.467 Bevelled inside and outside edges. Notch for pin on strap bar. 22mm x 23mm.



CM

No.468 Bevelled inside and outside edges. Oblique grooves around outer edge of frame. Traces of iron pin. 27mm x 26mm.



CM

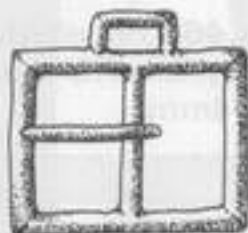
No.469 Moulded trefolles on the corners framing oblique ribs on the loops. 26mm x 23mm.

Cast copper-alloy double loop rectangular sword belt hangers: c1350-1500



CM


No.470 Rectangular transverse suspension loop. Frame with bevelled inside and outside edges. 37mm x 38mm.



CM

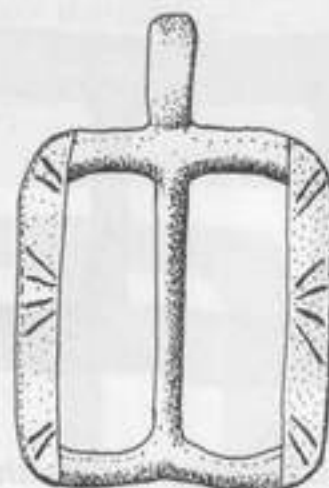
No.471 Rectangular transverse suspension loop. C/a wire pin. 23mm x 22mm.

Cast copper-alloy double loop rectangular and sub-rectangular sword belt hangers: c1500-1630



CM

No.472 Circular lateral suspension loop. Traces of black lacquer. 31mm x 47mm.



CM

No.473 Circular lateral suspension loop. Three groups of incised oblique lines on each loop. Traces of black lacquer. 31mm x 46mm.

Decorative Rectangular Buckles

During the 15th century, rectangular buckles were manufactured which had highly curved frames (Nos.474-476). This suggests a specialised function of which the most likely is to secure armour. However, this does not preclude their use in other contexts. Most of these buckles are decorated to some extent. The simplest form of decoration consists of quarter circle rabbets in each corner of the frame. More elaborate buckles have rabbeted, toothed linear decoration running along the whole outer edge on each loop. These buckles generally have narrowed strap bars which are set back from the front of the frame.

Large, decorative copper alloy rectangular and sub-rectangular buckles dating to the late 15th and 16th centuries (Nos.477-485) were probably used mainly on waist or sword belts. Most are broader along the strap bar than across the frame.

Moulded and engraved ornamentation were employed on these buckles, although the range of moulded decoration is fairly limited. The most distinctive mould ornamented buckle in this group has a square frame

with flat sides and baluster shaped ends (No.477). The mouldings on each end of the frame sometimes incorporate a notch for the pin. Tooled decoration on these buckles is much more common and is extremely varied. It usually consists of punched circles or engraved oblique lines running around the front of the buckle frame. More elaborate patterns include herringbone and chevron designs. On many buckles these patterns are bounded by an engraved linear border. Some of these buckles were manufactured with slightly concave sides. This has the effect of emphasising the corners of the frame, which are often decorated with quarter circle rabbets, quatrefoils or rosettes.

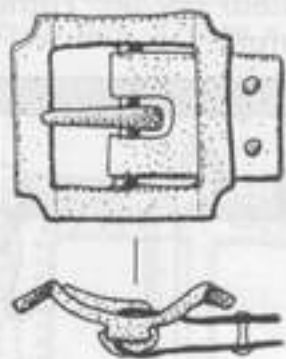
During the late 16th century these designs gradually disappear and new ones emerge to take their place. Following wider trends in buckle fashions during the late 16th and 17th centuries, rectangular buckles of this period are of varied and sometimes highly decorative design. On many decorative 17th century rectangular buckles the outside edge of each loop is moulded or elaborately

shaped (Nos.486-489). Some of these buckles also have moulded surface decoration in the form of floral or scrolled patterns (Nos.490-494). This decoration often covers the whole surface area of the frame.

However, the most elaborate rectangular buckles of this period have complex openwork frames (Nos.495-500). These often emulate floral or scrolled patterns. Some of these buckles have a beaded edge or a pattern of oblique incised lines running around the perimeter of the frame. Most of the buckles in this group are heavily tinned.

More generally, these decorative 17th century rectangular buckles vary considerably in size. They probably performed a range of functions. Many of the small to medium sized examples are probably spur buckles, as the wearing of spurs was very fashionable throughout the late 16th and most of the 17th centuries. Larger examples may have served as girdle buckles. The same design was often used on buckles of widely differing sizes, which may indicate the production of en-suite sets.

Cast copper-alloy double loop rectangular and sub-rectangular armour (?) buckles: c1400-1500



CM

No.474 Curved frame with quarter circle rabbet in each corner. Narrowed strap bar which is set back from the frame. Cast c/a pin. Unrecessed, folded sheet c/a plate with two rivets at end. Frame: 22mm x 21mm. Plate: 17mm x 14mm.



CM

No.475 Curved frame. Lateral groove flanked by oblique incised lines on the outer edge of each loop. Narrowed strap bar which is set back from the frame. Fragmented iron pin. Fragmented, unrecessed, folded sheet c/a plate with three iron rivets at end. Frame: 29mm x 34mm. Plate: 23mm x 25mm.



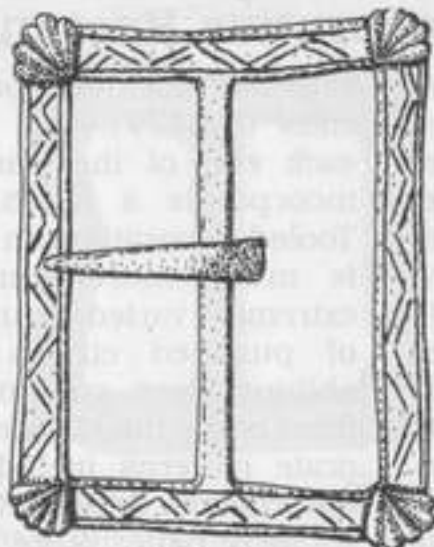
CM

No.476 Curved frame with five deep rabbets. Lateral and transverse grooved decoration on the outer edge of each loop. Bifid knob at either end of the strap bar, which is set back from the frame. 33mm x 42mm.



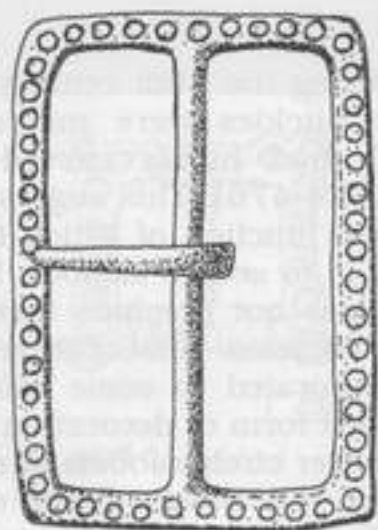
CM

No.477 Moulded baluster shaped ends which furnish a notch for the pin, which is cast c/a. Tinned. 48mm x 46mm.



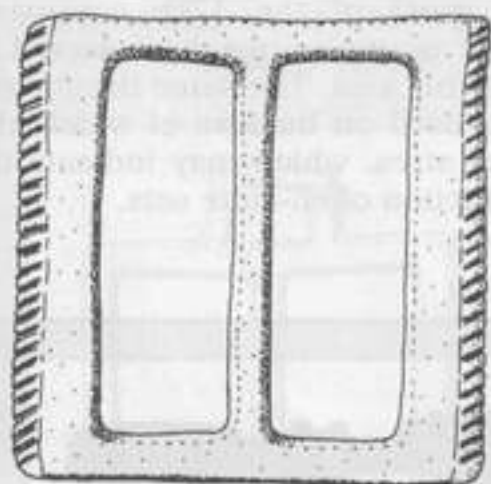
CM

No.480 Cinquefoil mouldings on the external corners, which frame engraved chevrons within an engraved linear border. Cast c/a pin. Tinned. 40mm x 50mm.



CM

No.481 Punched circles. Cast c/a pin. 35mm x 50mm.



CM


No.478 Bevelled inside edge. Multiple incised oblique grooves on the outer edge of each loop. Tinned. 46mm x 46mm.

No.482 Concave sides and ends with quarter circle rabbet in each corner. Engraved oblique lines within an engraved linear border. Tinned. 31mm x 38mm.



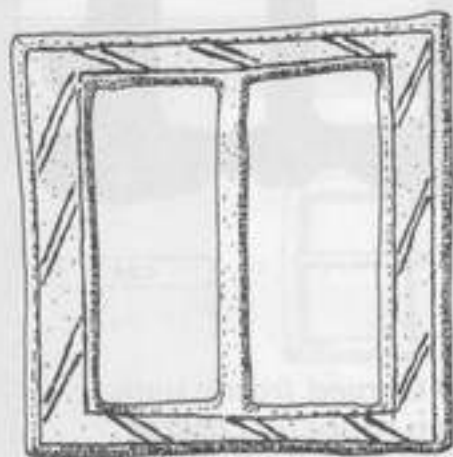
CM

Cast copper-alloy double loop rectangular and sub-rectangular decorative strap buckles: c1450-1600



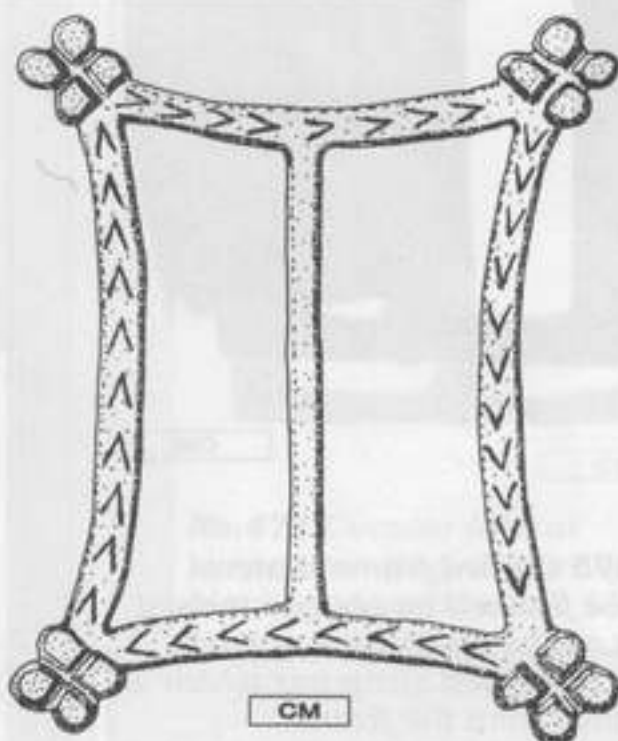
CM

No.483 Concave sides and ends. Engraved chevrons within an engraved linear border. Tinned. 52mm x 70mm.



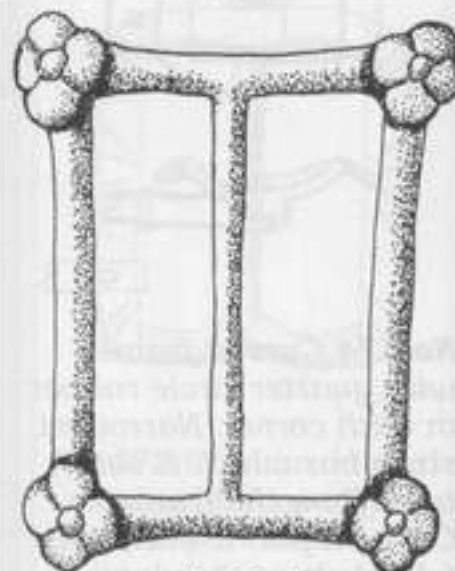
CM

No.479 Engraved oblique lines within an engraved linear border. Tinned. 42mm x 43mm.




CM

No.484 Concave sides and ends. Moulded quatrefoils on the corners, which frame an engraved herringbone pattern on the loops. 59mm x 71mm.




CM

No.485 Moulded rosettes on the corners. 43mm x 55mm.



CM

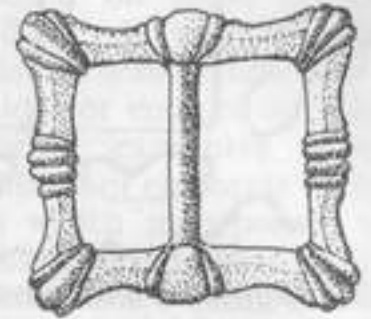
No.486 Moulded pin rests on the outer edge of each loop. Lobed protrusion either end of the strap bar. Frame with bevelled inside and outside edges. 39mm x 25mm.



CM

No.487 Ovoid knop on each external corner. Scalloped outer edge which is framed by a groove which runs around the outer edge of the buckle. Cast c/a pin. Tinned. 40mm x 28mm.

Cast copper-alloy double loop rectangular and sub-rectangular buckles with all-over moulded surface decoration: c1600-1700



CM

No.490 Bifid sides and ends with trilobed knop on the external corners of the frame and at either end of the strap bar, which is narrowed. Moulded quatrefoll which furnishes a pin rest on the outer edge of each loop. 32mm x 29mm.

Cast copper-alloy double loop rectangular and sub-rectangular buckles with moulded decoration on the loops: c1600-1700



CM

No.488 Ovoid knop on each external corner of the frame. Bifid knop on the outer edge of each loop and at either end of the strap bar. 37mm x 27mm.



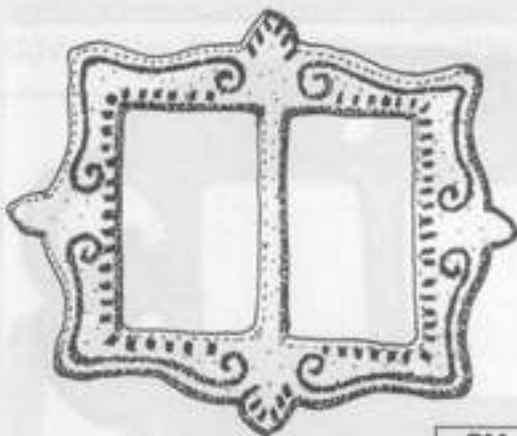
CM

No.491 Lobed knop on the external corners of the frame and the outer edge of each loop. Moulded, scrolled floral decoration covering whole surface of frame apart from strap bar. Traces of gilding. 30mm x 26mm.




CM

No.492 Square knop on the external corner of the frame. Ovoid knop on the outer edge of each loop, which are decorated with moulded scrolled decoration. c/a wire pin. Tinned. 33mm x 30mm.



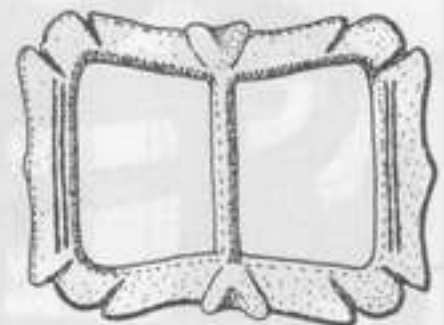
CM

No.489 Pointed knop on the outer edge of each loop and at either end of the strap bar. Engraved scrolled decoration framed by oblique grooves around inside edge of frame. 50mm x 41mm.



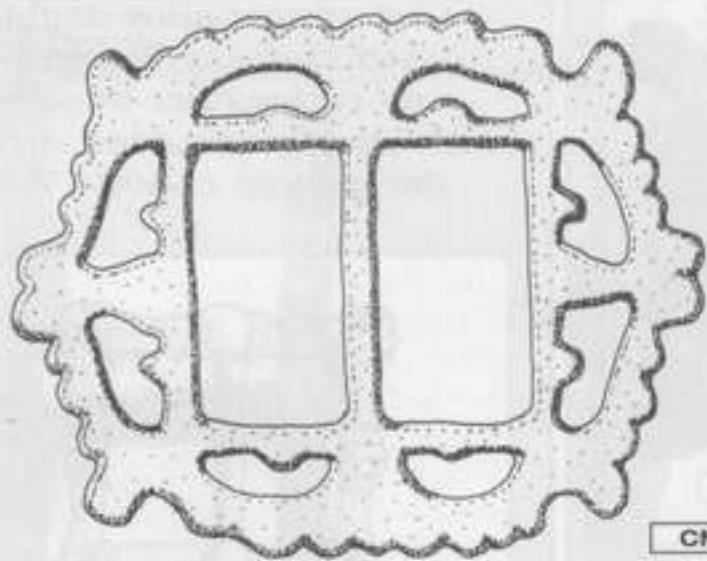
CM

No.493 Ovoid knop on the external corners of the frame. Lobed protrusion either end of the strap bar. Moulded, scrolled decoration on the surface of the frame. Fragmented, cast c/a pin. Surface corrosion. Tinned. 35mm x 28mm.



CM

No.494 Bifid moulding with two engraved linear lines on the outer edge of each loop. Concave moulding framing a bifid knop at either end of the strap bar, which is narrowed. 40mm x 30mm.




CM

No.495 Asymmetrical openwork. Bifid knop on outer edge and lobed knops at two symmetrical points on each loop. Scalloped outer edge. Tinned. 67mm x 53mm.



CM


No.498 Asymmetrical openwork. Scrolled, bifid moulding on the outer edge of each loop. Scrolled cinquefoil moulding at either end of the strap bar. Cast c/a pin. Tinned. 57mm x 37mm.



CM

No.496 Asymmetrical openwork frame with convex moulded roundel at either end of the strap bar. Beaded outer edge. Punched circles on inner rectangular frame. Cast c/a pin. Tinned. 64mm x 40mm.

Cast copper-alloy double loop sub-rectangular buckles with openwork frames: c1620-1690




CM

No.499 Asymmetrical openwork. Scrolled, bifid moulding on the outer edge of each loop. Scrolled cinquefoil moulding at either end of the strap bar. Tinned. 52mm x 34mm.



CM

No.497 Asymmetrical openwork. Wedge-shaped bifid knop on the outer edge of each loop and at either end of the strap bar. Cast c/a pin. Tinned. 60mm x 41mm.



CM

No.500 Asymmetrical openwork. Engraved oblique grooves around outer edge of frame. Tinned. 48mm x 33mm.

Trapezoidal Buckles

Double looped buckles with trapezoidal frames date mainly to the 17th century. Although trapezoidal buckles are known from 15th and 16th century contexts (cf **Nos.482-484**), the range of types remains very limited until the early 17th century.

Most of the buckles in this group date to the period between c1620-1680. Many are highly decorative. It is likely that most were used for buckling spurs. Larger examples are probably from waist girdles.

The simplest forms of trapezoidal buckles have narrowed frames which usually have a lobed knob at either end of the strap bar (**Nos.501-509**). These buckles are of small to medium size and are very common in 17th century contexts. They were probably used in a range of applications, which must also have included buckling spurs. A number are known which are fitted with buckle plates terminating in hook attachments.

These could only have been used in conjunction with spurs.

On more decorative buckles the outer edge of each loop is expanded and often elaborately moulded (**Nos.510-530**). There are a great many different varieties amongst these buckles. One of the most common types has expanded, pointed ends. This creates an enlarged surface area which is sometimes decorated with punched rosette or floral decoration. Other varieties have ovoid knobs on each external corner or a single large pointed knob on the outer edge of each loop.

Another type has scrolled, trefoil shaped ends flanked by large circular knobs. On some of these buckles the circular knobs on one loop are placed on the ends of winged extensions. These are the so-called "butterfly" buckles (**Nos.526-528**).

Another variety has circular knobs on the external corners of the

frame and wedge shaped trefoils at either end of the strap bar and on the outer edge of each loop (**Nos.529-530**).

Openwork designs were also employed on these buckles (**Nos.531-537**). At their simplest these consist of sub-rectangular slots on the sides or ends of the frame. More elaborate examples have trefoil mouldings or elaborate winged extensions which incorporate openwork panelling. In addition to elaborately shaped frames, many of these buckles are decorated with moulded or tooled scrollwork. Moulded scrollwork is often confined to the ends of each loop but on some buckles may cover most of the surface area. Punched decoration usually consists of rosettes, circles or crescents, which are frequently organised into floral patterns.

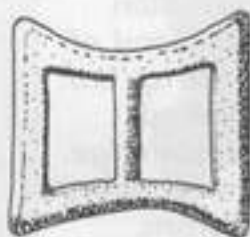


CM

No.501 Bevelled outside edge. Narrowed strap bar which is slightly recessed from the front edge of the frame. 36mm x 30mm.

Cast copper-alloy
double loop
trapezoidal buckles:
c1570-1700

No.502
Bevelled
outside
edge.
24mm x
22mm.




CM



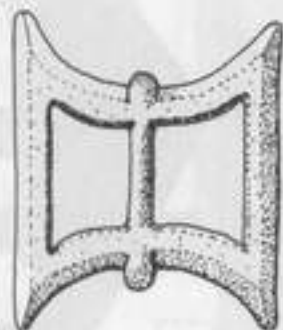
CM

No.503 Moulded groove on external corners of frame. One loop is notched for the pin. Unrecressed, cast c/a misshapen plate terminating in a hook. Traces of iron pin. Frame: 26mm x 28mm. Plate: 25mm x 10mm.




CM

No.504 Lobed knob either end of the strap bar, which is recessed from the front edge of the frame. Unrecressed, cast c/a plate terminating in a hook which is attached to the arm of a spur. Remains of iron pin. Frame: 31mm x 22mm. Plate: 26mm x 10mm.




CM

No.505 Lobed knob either end of the strap bar. Bevelled outside edge. Tinned. 27mm x 32mm.



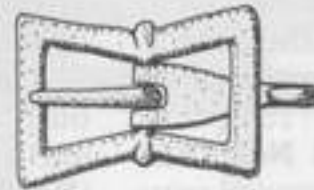
CM

No. 506 Lobed knob either end of the strap bar. Bevelled inside and outside edge. Tinned. 28mm x 19mm.



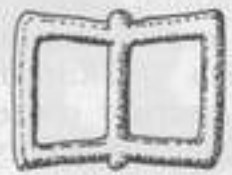
CM

No. 507 Lobed knob either end of the strap bar, which is recessed from the front edge of the frame. Tinned. 25mm x 20mm.



CM

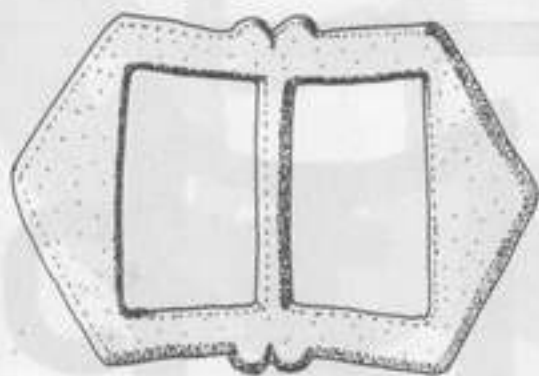
No. 508 Lobed knob either end of the strap bar. Cast c/a pin. Unrecessed, cast c/a plate terminating in a hook. Frame: 24mm x 17mm. Plate: 18mm x 7mm.



CM

No. 509 Lobed knob either end of the strap bar. Bevelled outside edge. Tinned. 21mm x 15mm.

Cast copper-alloy double loop trapezoidal buckles with moulded decoration on the loops: c1620-1680



CM


No. 510 Pointed ends. Bifid knob either end of the strap bar. Bevelled inside and outside edges. Tinned. 52mm x 35mm.

No. 512 Pointed ends. Lobed protrusion either end of the strap bar. Bevelled outside edge. Tinned. 42mm x 25mm.



CM

No. 513 Pointed ends. Lobed protrusion either end of the strap bar. Bevelled outside edge. Tinned. 48mm x 24mm.

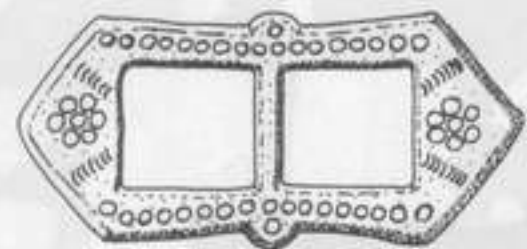


CM



CM

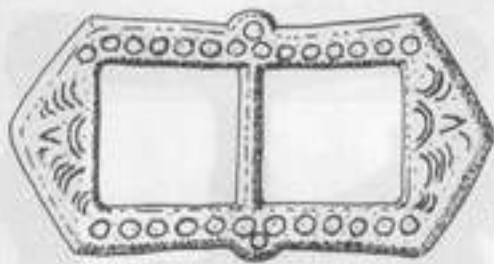
No. 511 Pointed ends. Lobed protrusion either end of the strap bar. Bevelled outside edge. Tinned. 53mm x 38mm.



CM

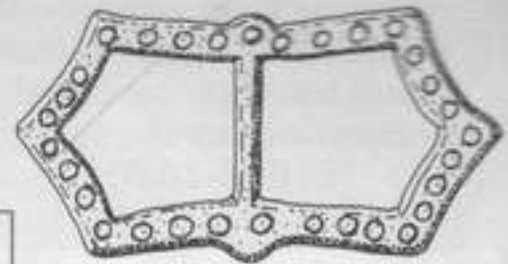
No. 514 Pointed ends. Lobed protrusion either end of the strap bar. Bevelled outside edge. Punched rosettes on the outer edge of each loop, framed by punched crescents and circles. Tinned. 49mm x 23mm.

... continued **Cast copper-alloy double loop trapezoidal buckles with moulded decoration on the loops: c1620-1680**



CM

No.515 Pointed ends. Lobed protrusion either end of the strap bar. Bevelled outside edge. Punched crescents and circles. Tinned. 48mm x 24mm.



CM


No.517 Pointed ends. Lobed protrusion either end of strap bar. Punched circles on the frame. Tinned. 48mm x 24mm.



CM

No.516 Pointed ends. Lobed knobs on angles of frame and at either end of the strap bar. Bevelled inside edge. Cast c/a pin. 48mm x 27mm.

No.520 Pointed ends with ovoid knobs on the corners of the frame. Notch for pin on the outside edge of each loop. Lobed protrusions either end of the strap bar. Surface corrosion. Tinned. 60mm x 45mm.

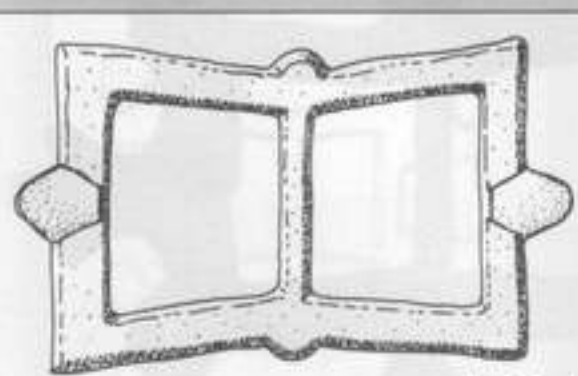


CM

No.518 Pointed knob on the outer edge of each loop. Lobed protrusion either end of the strap bar. Bevelled inside and outside edges. Tinned. 78mm x 62mm.

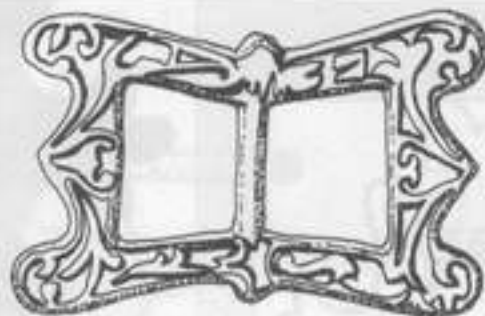


CM




CM

No.519 Pointed knob on the outer edge of each loop. Lobed protrusion either end of the strap bar. Bevelled edges. Tinned. 54mm x 32mm.



CM

No.521 Pointed ends with ovoid knobs on the corners of the frame. Lobed protrusion either end of the strap bar. Scrolled surface decoration. Tinned. 45mm x 30mm.



CM


No.522 Pointed ends with ovoid knobs on the corners of the frame. Notch for pin on the outer edge of each loop. Lobed protrusion either end of the strap bar. Cast c/a pin. Tinned. 35mm x 27mm.

... continued Cast copper-alloy double loop trapezoidal buckles with moulded decoration on the loops: c1620-1680



CM

No.523 Trefoil shaped ends. Lobed protrusion either end of the strap bar. Cast c/a pin. Tinned. 34mm x 24mm.



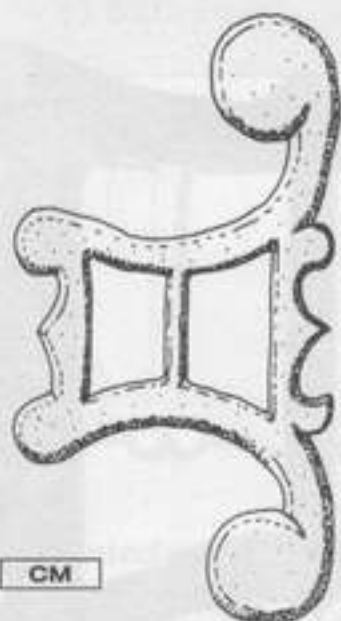
CM

No.524 Trefoil shaped ends with engraved notch and transverse line on the outer edge of each loop. Lobed protrusion either end of the strap bar. Cast c/a pin. Tinned. 37mm x 23mm.



CM

No.525 Trefoil shaped ends. Lobed protrusion either end of the strap bar. Tinned. 32mm x 22mm.



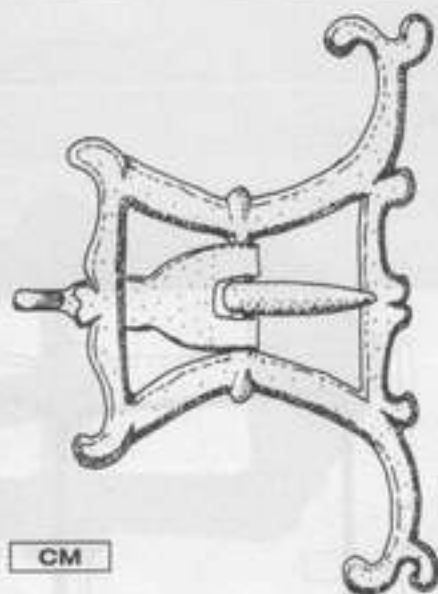
CM

No.526 Pointed narrow end with ovoid knobs on the outer edges of the frame. Trefoil wide end with large lobed knobs on the end of winged extensions. 31mm x 60mm.



CM

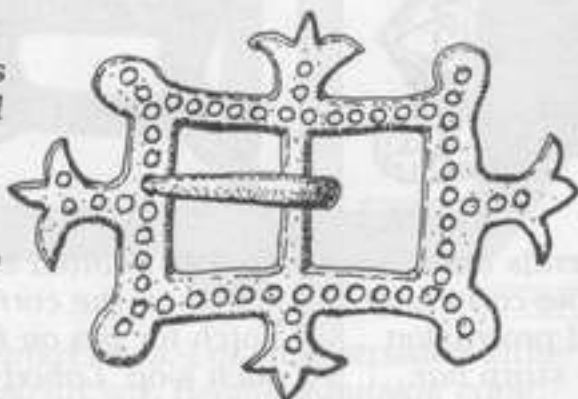
No.527 Bifid narrow end with ovoid knobs on the corners of the frame. Quatrefoil wide end with large lobed knobs on the end of winged extensions. Remains of iron pin. 26mm x 42mm.




CM

No.528 Scrolled, trefoil moulding on narrow end. Trefoil wide end with bilobed knobs on the ends of winged extensions. Cast c/a pin. Unrecessed, cast c/a plate with hooked terminal. Tinned. Frame: 34mm x 57mm. Plate: 24mm x 10mm.

No.530 Ovoid knobs on angles of frame. Trefoil knobs on outer edges of frame and at either end of the strap bar. Punched circles on frame. Cast c/a pin. Tinned. 57mm x 39mm.




CM




CM

No.529 Ovoid knobs on angles of frame. Trefoil knobs on outer edges of frame and at either end of the strap bar. Tinned. 57mm x 35mm.

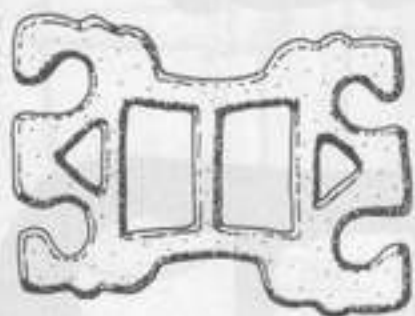
Cast copper-alloy double loop trapezoidal buckles with openwork frames: c1620-1680.



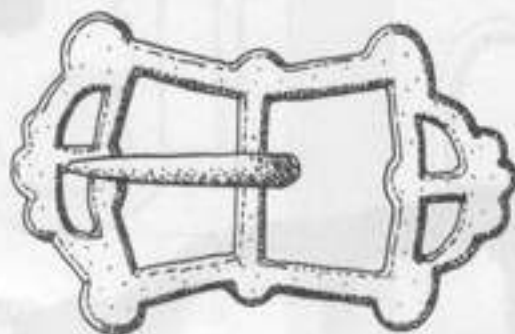
No.531 Pointed, openwork trefoll with four lobed knobs on the end of each loop. Lobed knobs at two symmetrical points on each loop and at either end of the strap bar. Cast c/a pin. Tinned. 83mm x 42mm.



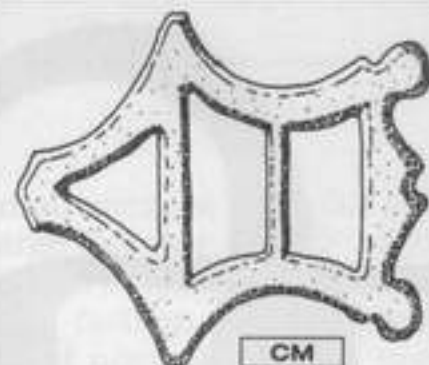
No.532 Trilobed, openwork moulding on the outer edge of each loop. Lobed protrusions at two symmetrical points on each loop and at either end of the strap bar. Moulded scrollwork decoration set into a sunken field on the surface of the frame. Fragmented c/a pin. Tinned. Surface corrosion. 67mm x 39mm.



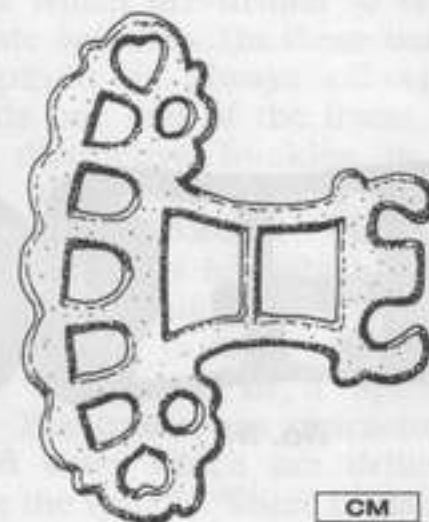
No.533 Elaborate, openwork trilobed moulding on the outer edge of each loop. Bevelled inside and outside edges. Traces of gilding. 38mm x 27mm.



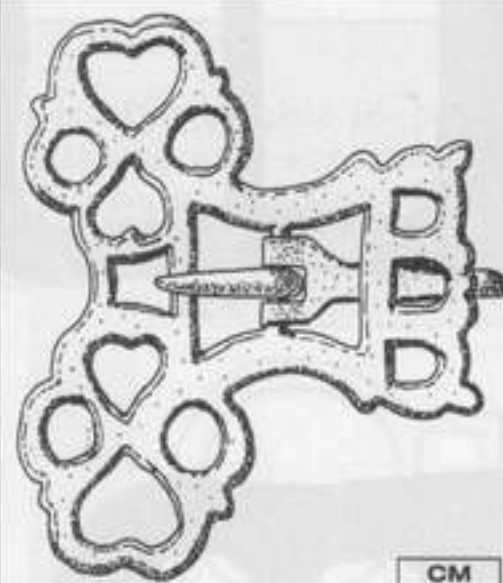
No.534 Openwork, rounded ends with scalloped outer edge. Ovoid knobs on the angles of the frame. Protrusion either end of the strap bar. Cast c/a pin. Tinned. 49mm x 30mm.



No.535 Ovoid knobs flank bilobed, pointed narrow end. Winged extensions frame an openwork triangle at the wide end. Tinned. 38mm x 35mm.



No.536 Elaborate trefoll moulding at narrow end. Extensive openwork panelling at wide end. Tinned. 39mm x 50mm.



No.537 Trilobed, openwork moulding at narrow end. Extensive openwork panelling at wide end. Cast c/a pin. Unrecessed, cast c/a plate with hooked terminal. Tinned. Frame: 43mm x 55mm. Plate: 24mm x 9mm.

**Asymmetrical Buckles
1350 - 1700**



No. 553



No. 554



No. 559



No. 557



No. 564



No. 565



No. 571



No. 577



No. 573



No. 582



No. 594

The defining feature of the buckles in this group is that the frame on either side of the centre bar is a different shape or size. These buckles can be divided into two groups. The first includes all buckles with a separate strap and pin bar. These are a comparatively small group of late medieval date.

They probably served a variety of purposes which may also have included fastening a sword or dagger belt.

On the second group of buckles the centre bar carries both the pin and the strap. The earliest buckles in this group date to the 15th century. However, the number of varieties is

very small until the late 16th century. The large number of late 16th and 17th century types is probably related to the fashion for wearing spurs as part of normal outdoor dress at this time. However, it is likely that these buckles were also used for other purposes in addition to securing spur straps.

Buckles With Separate Strap & Pin Bars

These are a small group of buckles which date mainly to the period between c1350-1450. The number of types within this group is fairly limited.

The most common variety has one large oval and one small rectangular loop (Nos.538-544) on either side of the centre bar, which is often notched in the middle to accommodate the pin. Instead of being looped over the centre bar, on these buckles the strap was folded over the smaller rectangular loop and stitched or riveted onto the girdle.

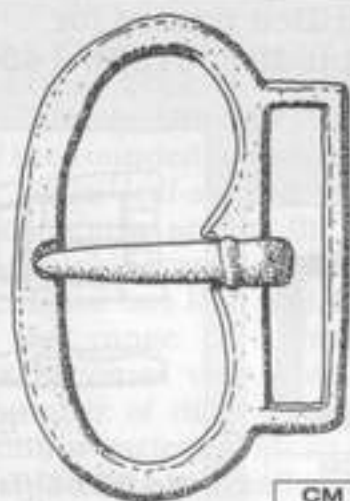
These buckles occur in a range of different sizes. Most are plain but a few have moulded decoration or notched lips (Nos.543-544). They are thought to have been used to secure sword or dagger belts. However, a number of excavation finds have been recovered which are still attached to waist girdles.

Similar buckles of rectangular (No.545) or trapezoidal (Nos.546-549) form are also known. On the trapezoidal buckles the pin bar is off-centred towards the narrow end of the frame, over which the strap was folded. Most of these buckles are plain but on some of the larger examples the outer edge at the broad end of the frame is engrailed. These buckles were probably used for a variety of purposes, though one of the larger types with an engrailed outer edge is depicted securing a sword belt at the thigh on a carved wooden effigy of c1360.

Small to medium sized trapezoidal buckles of stout construction which are fitted with sheet metal rollers (No.548) could have been used on either personal dress or harness equipment. Similar buckles of iron were used on horse harnesses throughout the medieval period until

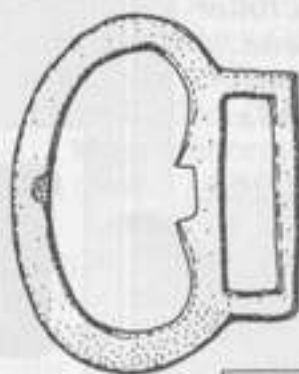
the 17th century.

A related group of buckles have frames which are drilled to receive separate spindles. On these buckles the spindle is always off-centred towards one end of the frame. The most distinctive buckles in this group are the so-called "locking buckles" (Nos.552-554). These have a separate centre bar which extends outside the frame on one side and curves around to form a finger bar which terminates in a spherical knob. The frame has characteristic flanged sides which are drilled to receive the spindle. There is usually a broad groove which runs around the front edge of the frame into which the arm could be "locked". These buckles are a specialised type which date to the late 14th or early 15th centuries. The arm was probably used to suspend a purse or other personal possessions.



CM

No.538 Oval main loop which is notched for the pin. Rectangular strap loop. Cast c/a pin with flanged, transverse ridge. 34mm x 50mm.



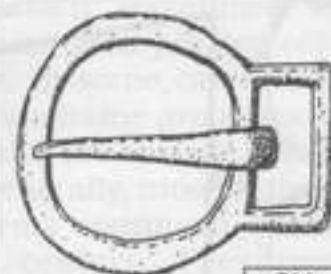
CM

No.539 Oval main loop which is notched for the pin. Rectangular strap loop. Notched pin bar 30mm x 36mm.



CM

No.540 Oval main loop. Rectangular strap loop. 18mm x 22mm.

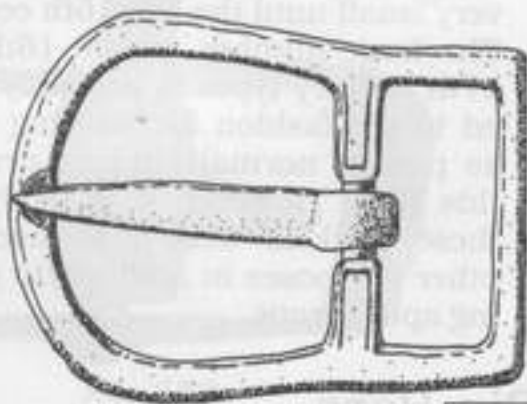


CM

No.541 Circular main loop. Rectangular strap loop. Cast c/a pin. 32mm x 27mm.

Cast copper-alloy double loop sub-oval buckles with separate strap and pin bars: c1350-1450

... continued **Cast copper-alloy double loop sub-oval buckles with separate strap and pin bars: c1350-1450**



CM

No. 542 Oval main loop which is notched for the pin. Rectangular strap loop. Notched pin bar with engraved linear decoration. Cast c/a pin. 51mm x 37mm.



CM

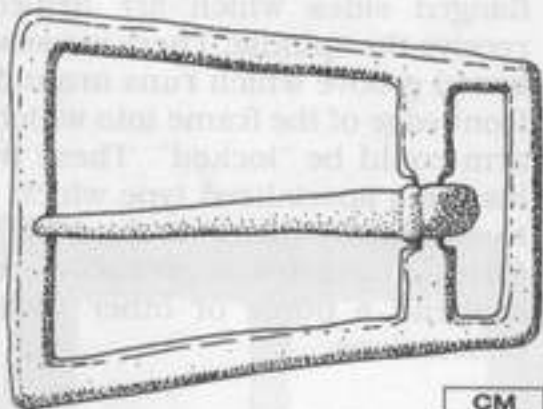
No.543 Sub-oval main loop with trefoil moulding and two lobed knobs at symmetrical points on the outer edge. Rectangular strap loop. Lobed pin bar which is notched for the pin. Cast c/a pin with lateral ridge and engraved oblique decoration. 43mm x 45mm.



CM

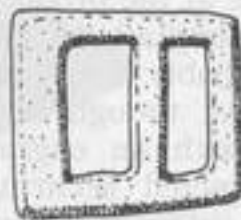
No.544 Oval main loop with notched lip. Sub-rectangular strap loop with lobed knobs on the external corners. Notched pin bar. 22mm x 32mm.

Cast copper-alloy double loop trapezoidal buckles with separate strap and pin bars: c1350-1450



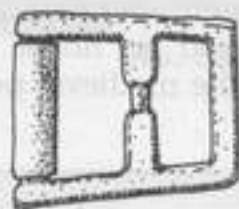
CM

No.546 Bevelled edges. Notched pin bar. Cast c/a pin with transverse, flanged ridge. 52mm x 39mm.



CM

No.547 Bevelled edges. 23mm x 20mm.

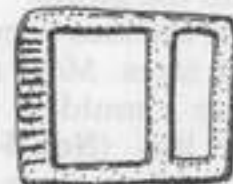


CM

No.548 Sheet c/a roller on wide end. Notched pin bar. 22mm x 19mm.

Cast copper-alloy double loop rectangular buckle with separate strap and pin bar: c1350-1450

No.545 Engraved transverse lines on the outer edge of the main loop. 22mm x 18mm.



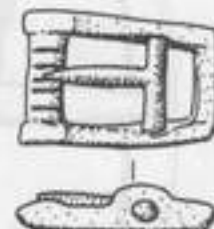
CM

Cast copper-alloy double loop rectangular buckles with drilled frames for separate spindles: c1350-1450



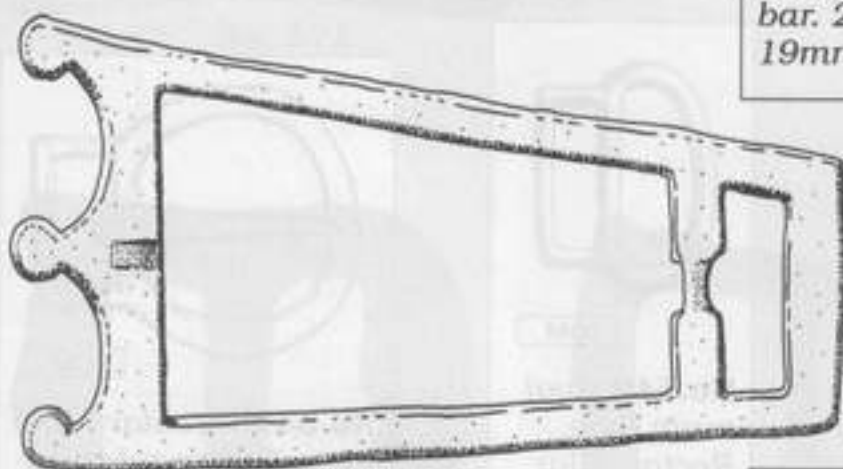
CM

No.550 Offset front and flanged sides. Cast c/a integral spindle and pin. 18mm x 13mm.



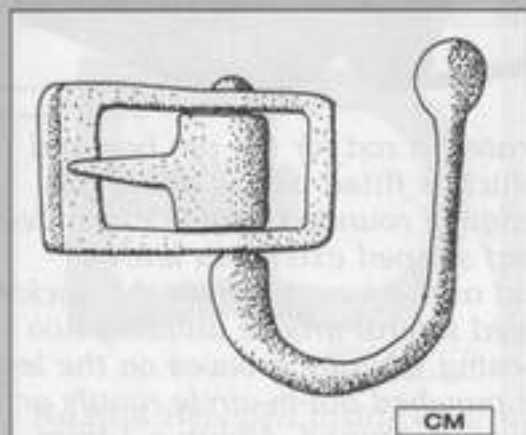
CM

No.551 Offset front with five engraved transverse lines. Flanged sides. Cast c/a integral spindle and pin. 19mm x 13mm.



CM

No.549 Bevelled edges. Wide end has engraved outer edge with three lobed knobs and a notch for the pin. Notched pin bar. 82mm x 44mm.



CM

No.552 Notched front with transverse groove. Flanged sides. Cast c/a pin. Cast c/a spindle and integral locking arm terminating in a spherical knob. Frame: 30mm x 17mm.



CM

No.553 Notched front with two transverse grooves. Flanged sides. Cast c/a pin with single iron rivet. Cast c/a spindle and integral, fragmented locking arm. Frame: 28mm x 17mm.



CM

No.554 Notched front with transverse groove. Flanged sides. Cast c/a pin. Cast c/a spindle and integral, fragmented locking arm. Frame: 30mm x 18mm.

Buckles With A Central Pin Bar & Asymmetrical Loops

These buckles usually have one rectangular and one rounded (D-shaped) loop on either side of the centre bar. On most of these buckles the sides of the frame are straight. However, on some examples the strap bars are shortened so that the frames are slightly trapezoidal in appearance. This is a feature which is only seen amongst the later buckles in the series, produced after c1575.

Fifteenth century asymmetrical buckles are often of composite construction with flanged sides and separate rods for the pin bar and outside edge (Nos.555-557), which frequently carries a sheet metal roller. Most of these buckles are plain, but on one variety (No.557) the outer edge of the rounded loop is expanded into a large leaf-shaped extension with a decorative stud at the junction with the buckle frame.

During the late 16th and 17th centuries the range of asymmetrical buckles becomes very wide, with a large number of different types and many minor varieties. Many of these later buckles are of small to medium size and probably served as spur buckles. A number are known fitted with separate buckle plates ending in hooks or loops, confirming their use in this context.

The fashion for wearing spurs as part of normal outdoor dress probably accounts for the large number of 17th century types, as this fashion endured for most of the 17th century.

However, at least one asymmetrical buckle of this period survives attached to a late 17th century shoe, indicating that these buckles were by no means used exclusively to fasten spurs. Larger examples were probably used to secure waist belts or even baldricks. In general, the larger buckles are not as decorative as their smaller counterparts.

Plain or simply decorated asymmetrical buckles dating to this period are numerous (Nos.558-573). The simplest form of decoration comprises small moulded knobs located either end of the strap bar. On other buckles the inside edge of the rounded loop has a slight convex swelling. On some of these buckles the outer edge of the rectangular loop is slightly scalloped so as to produce a trefoil effect (Nos.571-573).

More elaborately decorated buckles (Nos.574-590) often have moulded knobs or protrusions on the loops. These features are usually confined to specific parts of the frame. These are the outer edge of the frame at either end of the strap bar, the external corners of the rectangular loop and the outer edge of the rounded loop (Nos.574-577). On a few buckles the outer edge of the rounded loop is cusped or scalloped (Nos.578-579). Other buckles have an elaborate moulding on the medial point of the rounded loop (Nos.580-585). In some cases these extensions are of considerable size in relation to the frame (Nos.586-587), and are

often decorated with incised or moulded ornamentation.

On most buckles the rounded loop is the most lavishly decorated. Decoration on the outer edge of the rectangular loop is often simpler and more conservative. However, a number of buckles are known on which the external corners of the rectangular loop have been cast in the form of elaborate winged or scrolled extensions (Nos.588-590). Most of these buckles date from the mid to late 17th century.

In some cases the moulded extensions incorporate openwork features (Nos.591-593). These are usually circular or lozenge shaped perforations in the frame.

Other asymmetrical buckles of this period have all-over moulded surface decoration (No.594-595). This usually takes the form of floral patterns which sometimes incorporate human faces peering out from the foliage. In some cases the edges of the buckle frame are shaped so as to emphasise the surface decoration.

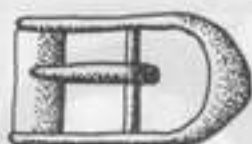
More generally, most of these decorative forms continued throughout the 17th century. They probably began to fall out of use when the wearing of spurs fell from fashion after c1680. Although double looped buckles with asymmetrical frames were also manufactured in the 18th century, these were all of the new two-piece type with the sides of the frame drilled through to take a separate spindle.

Cast copper-alloy double loop asymmetrical buckles: c1400-1500



CM

No.555 Separate c/a rod for the pin bar and outer edge, which is fitted with a sheet c/a roller. 20mm x 13mm.



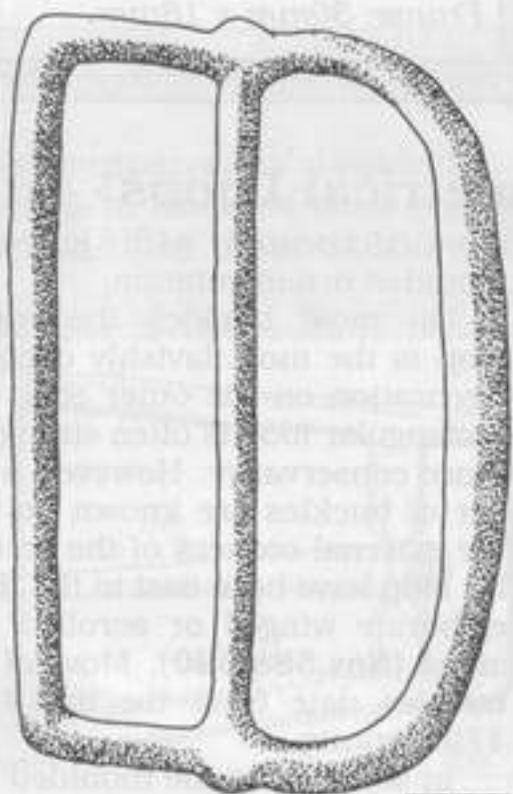
CM

No.556 Separate c/a rod for the pin bar and outer edge, which is fitted with a sheet c/a roller. Outer edge of rounded loop is expanded. c/a wire pin. 23mm x 12mm.



CM

No.557 Separate c/a rod for the pin bar and outer edge, which is fitted with a sheet c/a roller. Outer edge of rounded loop is expanded into a large leaf shaped extension with a decorative stud at the junction with the buckle frame. Engraved lateral groove dividing two groups of opposing, oblique grooves on the leaf extension. Six punched dot-in-circle motifs on the decorative stud. Tinned. 48mm x 14mm.



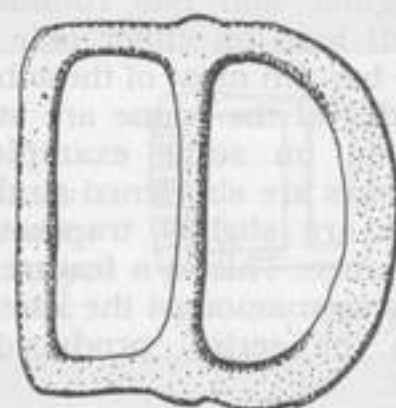
CM

No.558 Lobed protrusion at either end of the strap bar. Tinned. 49mm x 75mm.




CM

No.559 Pointed outer edge on rounded loop. Bifid knob either end of the strap bar. Traces of iron pin. Tinned. 38mm x 45mm.




CM

No.560 Lobed protrusion either end of the strap bar, which is narrowed. 37mm x 38mm.



CM

No.561 Bevelled inside and outside edges. Narrowed strap bar. Tinned. 35mm x 23mm.



CM

No.562 Bevelled inside and outside edges. Narrowed strap bar with remains of iron pin. Tinned. 27mm x 18mm.



CM

No.563 Bevelled inside edge. Lobed protrusion either end of the strap bar, which is narrowed. Tinned. 33mm x 37mm.


Cast copper-alloy double loop asymmetrical buckles: c1575-1700

... continued **Cast copper-alloy double loop asymmetrical buckles: c1575-1700**



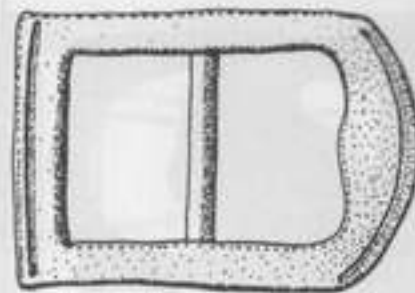
CM

No.564 Bevelled inside and outside edges. Lobed protrusion either end of the strap bar. Cast c/a pin with bevelled sides. Tinned. 27mm x 19mm.



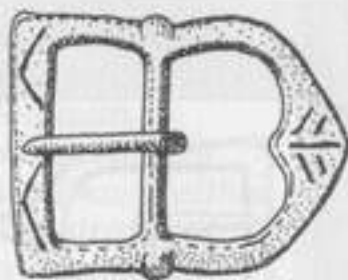
CM

No.565 Notch for pin on rounded loop. Narrowed strap bar. Cast c/a wire pin. Unrecessed, cast c/a plate with looped terminal. Frame: 30mm x 18mm. Plate: 30mm x 9mm.



CM

No.566 Groove on the outer edge of each loop. Narrowed strap bar which is recessed from the front edge of the frame. 39mm x 27mm.




CM

No.567 Engraved chevron pattern on outer edge of rectangular loop. Rounded loop has pointed outer edge with engraved transverse and oblique lines. Lobed knob either end of the strap bar, which is narrowed. c/a wire pin. 32mm x 25mm.



CM

No.568 Engraved transverse lines on surface of frame. Narrowed strap bar. Cast c/a double tongue. Traces of black lacquer. 33mm x 24mm.



CM

No.569 Notch for pin on outer edge of rounded loop. Trilobed knob at either end of the strap bar, which is narrowed and recessed from the front edge of the frame. Black lacquer coating. 32mm x 22mm.



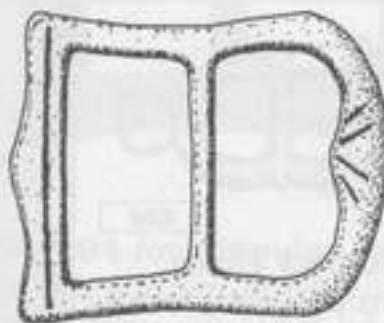
CM

No.570 Narrowed strap bar. Tinned. 22mm x 17mm.



CM

No.571 Groove on the outer edge of each loop. Rectangular loop has trefoil shaped outer edge. Narrowed strap bar. Tinned. 38mm x 30mm.



CM

No.572 Rectangular loop has trefoil shaped outer edge with a single, lateral groove. Rounded end has four engraved oblique lines on the outer edge. Narrowed strap bar. 36mm x 30mm.



CM

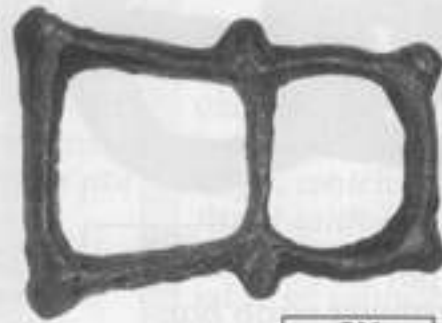
No.573 Groove on the outside edge of each loop. Rectangular loop has trefoil shaped outer edge. 23mm x 18mm.

**Cast copper-alloy double loop
asymmetrical buckles with moulded
decoration on the loops: c1575-1700**



CM

No.574 Bevelled inside and outside edges. Lobed knops at two symmetrical points on the outer edge of the rounded loop. Lobed projections at either end of the strap bar and on the external corners of the rectangular loop. Rusted iron pin. 24mm x 18mm.



CM

No.575 Lobed knops on the external corners of the rectangular loop, at either end of the strap bar and at two symmetrical points on the outer edge of the rounded loop. Narrowed strap bar. Traces of black lacquer. 27mm x 20mm.



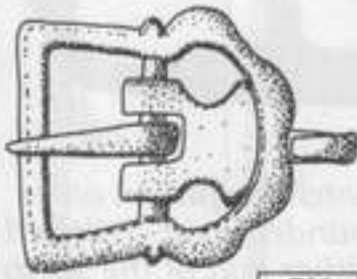
CM

No.576 Pointed knop either end of the strap bar. Bifid knop on the external corners of the rectangular loop and at three symmetrical points on the outer edge of the rounded loop. Remains of iron pin. 22mm x 13mm.



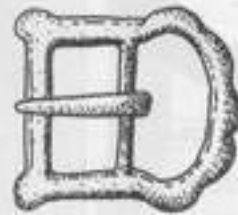
CM

No.577 Six lobed knops on the outside edge of the rectangular loop. Lobed knops at two symmetrical points on the outer edge of the rounded loop. Lobed protrusion either end of the strap bar. Tinned. 23mm x 18mm.



CM

No.578 Rounded loop has scalloped outer edge. Lobed knop either end of the strap bar, which is slightly recessed from the front edge of the frame. Unrecessed, waisted cast c/a plate with hooked terminal. Cast c/a pin. Frame: 27mm x 25mm. Plate: 23mm x 12mm.



CM

No.579 Rounded loop has scalloped outer edge. Lobed knop on the external corners of the rectangular loop. Narrowed strap bar. Cast c/a pin. 22mm x 20mm.



CM

No.580 Lobed knop on the outer edge of the rounded loop and at either end of the strap bar, which is narrowed. Moulded ribs on frame. 19mm x 14mm.



CM

No.581 Bevelled edges. Pointed knop with transverse notch on the outside edge of the rounded loop. Narrowed strap bar. Cast c/a pin. 27mm x 17mm.



CM

No. 582 Three transverse grooves on outer edge of rectangular loop. Pointed knop on outer edge of rounded loop. Small protrusion either end of the strap bar, which is narrowed. 27mm x 17mm.



CM

No.583 Three transverse grooves on outer edge of rectangular loop. Ovoid knop on outer edge of rounded loop. Lobed knop either end of the strap bar, which is narrowed. 24mm x 15mm.



CM

No.584 Trilobed knop on outer edge of rounded loop. Lobed knop either end of the strap bar, which is narrowed. 26mm x 15mm.



CM

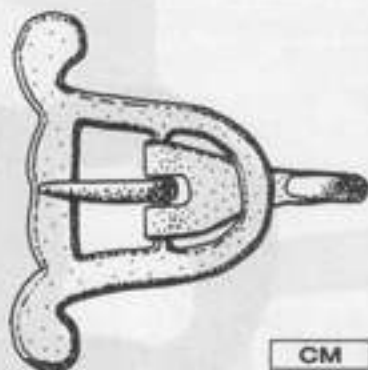
No.585 Trilobed knop flanked by two lobed knops on the outer edge of the rounded loop. Lobed knop either end of the strap bar, which is narrowed. 27mm x 17mm.



CM

No.586 Rounded loop has greatly expanded outer edge which is decorated with incised transverse and oblique lines. Narrowed strap bar. Cast c/a pin. 33mm x 14mm.

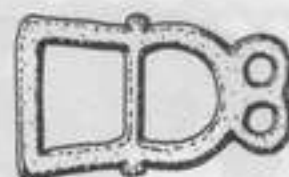
... continued **Cast copper-alloy double loop asymmetrical buckles with moulded decoration on the loops: c1575-1700**



CM

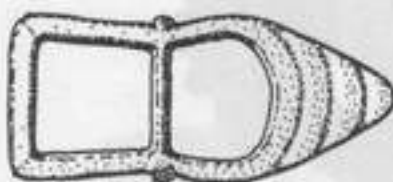
No.588 Rectangular loop has bifid outer edge with large scrolled knops on the external corners. Unrecessed, cast c/a plate with hooked terminal. Cast c/a pin. Tinned. Frame: 25mm x 35mm. Plate 22mm x 9mm.

Cast copper-alloy double loop asymmetrical buckles with openwork frames: c1575-1700



CM

No.591 Bifid knob with circular openwork on outer edge of rounded loop. Lobed knob at either end of the strap bar, which is narrowed. 27mm x 16mm.




CM

No.587 Rounded loop has greatly expanded outer edge which is decorated with moulded curvilinear ribs. Lobed knob either end of the strap bar, which is narrowed. 38mm x 17mm.



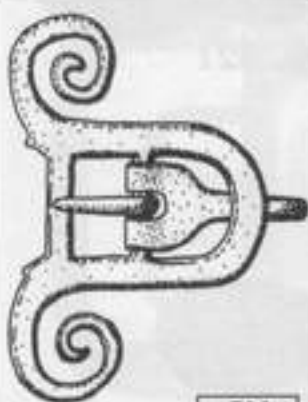
CM

No.592 Openwork knob on outer edge of rounded loop and at either end of the strap bar. Unrecessed, cast c/a plate with hooked terminal. Cast c/a pin. Frame: 27mm x 20mm. Plate: 24mm x 10mm.



CM

No.593 Elaborate openwork moulding flanked by two pairs of lobed knops at symmetrical points on the outer edge of the rounded loop. Narrowed strap bar. 33mm x 17mm.



CM


No.589 Large, scrolled extensions on the external corners of the rectangular loop. Unrecessed, cast c/a plate with hooked terminal. Cast c/a pin. Frame: 25mm x 38mm. Plate: 18mm x 8mm.



CM

No.590 Rectangular loop has scrolled outer edge with scrolled, bifid knops on the ends of winged extensions. Oblique bifid knob either end of the strap bar. Trefoil moulding on the outer edge of the rounded loop. Unrecessed, cast c/a plate with hooked terminal. Cast c/a pin. Frame: 27mm x 34mm. Plate: 20mm x 9mm.

Cast copper alloy double loop asymmetrical buckles with all-over moulded surface decoration: c1575-1700



CM

No.594 Rectangular loop has trefoil shaped outer edge. Bifid knob on outer edge of rounded loop. Narrowed strap bar which is recessed from the front edge of the frame. Moulded rosettes on either end of the strap bar which frame moulded floral ornament covering whole surface of frame. Traces of silvering. 30mm x 19mm.



CM

No.595 Moulded rosettes either end of the strap bar, which is narrowed. Moulded rosette framed by two moulded scrolls on the outer edge of the rounded loop. Moulded transverse and oblique ribs covering surface of frame. Traces of gilding. 41mm x 27mm.

**Two Piece Buckles
1660 - 1800**



No. 599



No. 603



No. 610



No. 611



No. 617



No. 619



No. 621



No. 628



No. 629



No. 645



No. 652



No. 658

**Two Piece Buckles
1660 - 1800**



No. 664



No. 683



No. 671



No. 672




No. 691



No. 692



No. 696



No. 714



No. 716



No. 717



No. 718

Until the late 17th century most buckles were made in one piece.

Buckles with a separate strap bar had been manufactured in small numbers since the 14th century. These early two piece buckles fall into two groups. The frames of most were made of sheet copper alloy which was either drilled or folded to accommodate a separate spindle. In addition, some cast pewter buckles were drilled through from the edge of the frame for a separate steel strap bar.

After c1680 the use of two piece buckles became very widespread.

During the 18th century they largely replaced one piece buckles on personal dress. The new two piece buckles comprised copper-alloy or pewter frames with the edges drilled to receive a separate steel spindle. On some early buckles the spindle was manufactured from copper alloy, though this is fairly unusual.

The spindle carried the moving parts by which the buckle was attached to the straps. In use the buckle was fitted to the under latchet by the chape. The over latchet was pulled through the buckle frame to the required tension and secured in place by the tongue (pin). The chape

and tongue could be rotated independently of each other around the spindle.

Strictly speaking the chape comprises all of the moving parts within the buckle frame. However, the term is used here to describe the method of fastening employed to attach the buckle to the shoe-strap, knee or hat band. During the period covered in this chapter different types of chape were used for different applications. As a result it is often possible to identify specific functions for many buckles of this period, where they retain their metal chapes.

Jacobean Shoe Buckles: c1660-1720

The medieval series of small pewter shoe buckles came to an end c1570 when ribbons and bows became popular for tying shoes. These were followed in the early 17th century by rosettes. Shoe buckles became fashionable amongst the wealthy after the restoration of Charles II in 1660. However, for the first twenty years or so their use was largely restricted to the aristocracy or the wealthy. They did not become widespread until the 1680s.

By the 1720s shoe buckles were in universal use amongst all social classes except for the very poor, who continued to use shoe ties.

Whereas the medieval series of shoe buckles were purely utilitarian fasteners, their late 17th and 18th century counterparts were regarded as highly fashionable items of jewellery. They were made so that they could be easily transferred from one pair of shoes to another or traded in against a more fashionable design.

Shoe buckles are by far the most common and the most varied group of two piece buckles dating to this period. However, early shoe buckles are generally small and are therefore difficult to distinguish from buckles used to secure the breeches knee band. Prior to 1720 baggy, pantaloony type breeches were fashionable. As these were normally fastened with ties or ribbons, most early two piece buckles are likely to have been used for buckling shoes rather than breeches.

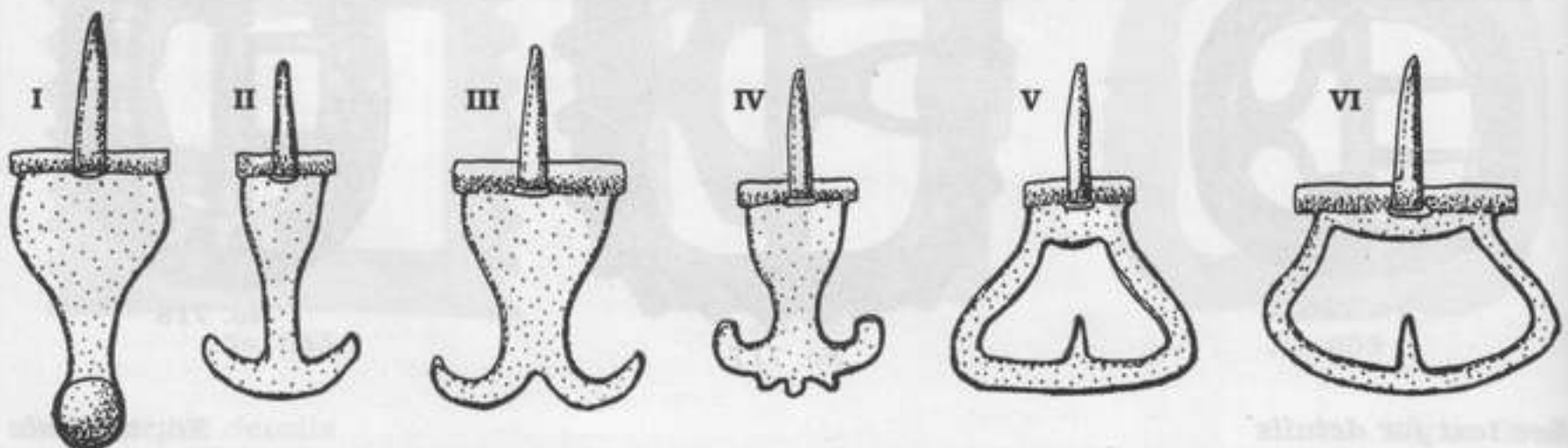
Early shoe buckles are usually less than 45mm long and were attached to the latchets which on shoes of this period ran high across the instep. In many cases they would have formed the centre of a decorative lace bow.

The frames of these early buckles may be asymmetrical (Nos.596-599) sub-annular (Nos.600-608) or very commonly trapezoidal. The asymmetrical and sub-annular buckles

are generally very small (typically 20-30mm long), though a number are known with curved frames indicating their use on shoes. Buckles with trapezoidal frames, rounded ends and concave sides (Nos.609-627) were probably used mainly for buckling shoes.

Others had rectangular or sub-rectangular frames. Examples datable to the latter 17th and early 18th centuries are of small to medium size and often have elaborate moulded decoration (Nos.628-645). The smaller buckles (Nos.628-636) may have been used on either shoes or breeches. Their larger counterparts (Nos.637-645) invariably have curved frames and are therefore shoe buckles.

After c1700 all of these types were slowly replaced by the typical rectangular and sub-rectangular early Georgian shoe buckles (Nos.646-663). Early examples are generally about 30-40mm long by 22-30mm



wide. All have bowed frames to fit the curvature of the foot. Many have rounded external corners with a slight swelling on the inside edge of each end (Nos.653-663). This is a characteristic feature of many shoe buckles dating between c1690-1720.

Decoration on these early shoe buckles is predominantly moulded. Scrolled knops and scallop shells on the ends of the frame and over the spindle holes are especially common. Many late 17th century sub-rectangular buckles have moulded extensions or serrated outer edges on each end of the frame. Others have moulded surface ornament comprising patterns of transverse lines and grooves. Where present, tooled decoration usually consists of punched floral motifs on the loops.

Up until c1720 shoe buckles were

fitted onto the shoe in one of three separate ways. The earliest is the stud chape (i). With a few rare exceptions this comprises a solid cast, heart-shaped chape with a single upstanding stud at its end. In use the stud was pushed through a single buttonhole slit in the under-latchet, thereby securing the buckle to the shoe. The over latchet was secured by a single copper alloy or iron tongue.

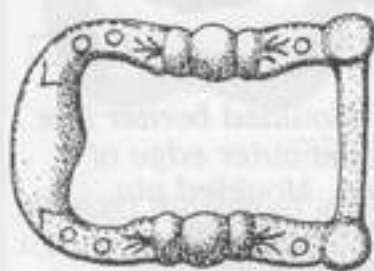
However, many stud chape buckles are recovered with the stud missing or with the end of the chape broken, suggesting that this method of fixing was not strong enough to cope with the strain. This may have encouraged the development of the anchor chape (ii-iv), which was also used on shoe buckles down to about 1720. The anchor chape comprises a

solid cast, heart shaped chape with two curved extensions on the end. In use these were pushed into two buttonhole slits on the under latchet. As with the stud chape the over latchet was secured by a single cast copper-alloy or iron tongue.

These two methods of fastening the buckle to the strap were only really suitable for fairly small buckle frames. They gradually fell out of use on shoe buckles as the frames increased in size after c1720.

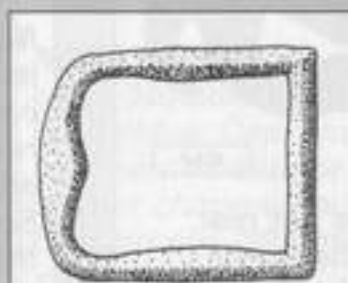
As early as the 1690s, medium sized shoe buckles were being fitted with a "cooking pot" shaped loop-chape with a single internal spike (v-vi). In use the spike on the inside of the loop was pressed through a hole in the under latchet. Down to c1720 these loop chapes were only fitted with a single tongue.

Cast copper-alloy asymmetrical shoe or knee buckles with drilled frames for separate spindles: c1660-1720



CM

No.596 Lobed knops on external corners of straight end. Three lobed knops over each spindle hole. Engraved circles and lines on sides and rounded end of frame. 36mm x 26mm.



CM

No.597 Tinned. 29mm x 24mm.



CM

No.598 Tinned. 27mm x 21mm.



CM

No.599 Lobed knops on external corners of straight end. Slight swelling over each spindle hole. Cast c/a anchor chape with remains of steel pin. 20mm x 16mm.

Cast copper-alloy sub-annular shoe or knee buckles with drilled frames for separate spindles: c1660-1720



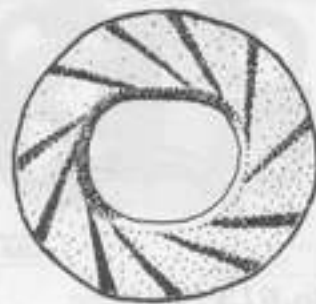
CM

No.600 Tinned. 30mm x 23mm.



CM

No.601 Folded sheet c/a stud chape with stud missing. Steel spindle. Remains of steel pin. Tinned frame. 23mm x 18mm.



CM

No.602 Moulded oblique grooves on front of frame. Tinned. 30mm x 28mm.



CM

No.603 Frame in the form of ten conjoined, convex roundels. Folded sheet c/a stud chape with stud missing. Steel spindle. Tinned frame. 28mm x 25mm.

... continued **Cast copper-alloy sub-annular shoe or knee buckles with drilled frames for separate spindles: c1660-1720**



CM

No. 604 Bifid knop over each spindle hole flanked by two pairs of moulded transverse collars. Steel spindle. Tinned. 23mm x 20mm.



CM

No. 605 Multiple moulded transverse grooves on each end of the frame. Three spherical knops on each side. 27mm x 20mm.



CM

No. 606 Two opposing, oblique bifid knops on each end of the frame. Moulded transverse lines and grooves. Tinned. 23mm x 17mm.



CM

No. 607 Transverse collar dividing two back-to-back zoomorphic heads over each spindle hole. Tinned. 26mm x 21mm.



CM

No. 608 Multiple moulded transverse grooves on surface of frame. Tinned. 20mm x 18mm.

Cast copper-alloy trapezoidal shoe or knee buckles with drilled frames for separate spindles: c1660-1720




CM

No. 609 Four lobed knops on each end of the frame. Three lobed knops over each spindle hole. Cast c/a stud chape with maker's mark "R.WH" in rectangular cartouche. Traces of steel pin. 43mm x 30mm.



CM

No. 610 Moulded pin rest on each end of the frame. Raised, moulded scrolls each side of the spindle holes. Cast c/a anchor chape with fragmented steel pin. 42mm x 25mm.



CM

No. 611 Moulded border line around the outer edge of each loop. Moulded pin rests with engraved, opposing oblique lines. Scrolled knops each side of the spindle holes. Cast c/a anchor chape with maker's mark "IG" in square cartouche. Traces of steel pin. Tinned. 39mm x 25mm.



CM

No. 612 Moulded concave sides with punched ring-dot motifs either side of the spindle holes. Punched floral pattern on the outer edge of each loop. Cast c/a fragmented stud or anchor chape with cast c/a pin. Tinned. 37mm x 28mm.



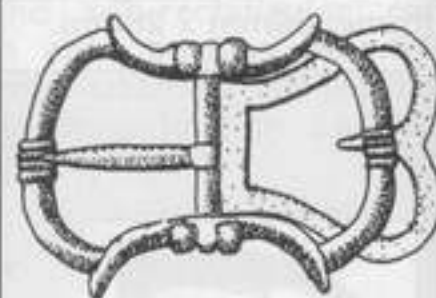
CM

No. 613 Concave notched ends, each with two circular openwork apertures. Bifid, concave sides with 4 pointed knops at the junction with the openwork. Fragmented chape. Tinned frame. 33mm x 24mm.



CM

No. 614 Moulded pin rests flanked by moulded, scrolled knobs on the outer edge of each loop. Moulded, bifid knops around spindle holes. Tinned. 36mm x 24mm.



CM

No. 615 Four transverse collars on the outer edge of each loop. Concave, bifid sides with moulded bifid knops around spindle holes. Cast c/a loop chapes with single internal spike. Cast c/a pin. 37mm x 25mm.

... continued **Cast copper-alloy trapezoidal shoe or knee buckles with drilled frames for separate spindles: c1660-1720**



CM

No. 616 Moulded border line around the outer edge of each loop. Moulded pin rests with engraved, opposing oblique lines. Three lobed knops over each spindle hole. Engraved floral motifs on sides and ends of frame. Folded sheet c/a stud chape (stud missing) with maker's mark "HP" in heart-shaped cartouche. Remains of steel pin. 33mm x 20mm.



CM

No. 617 Notch for pin on the outer edge of each loop. Bifid protrusions around spindle holes. Cast c/a anchor chape and pin. Surface corrosion. 34mm x 21mm.



CM

No. 618 Moulded pin rests flanked by two lobed knops on the outer edge of each loop. Bifid sides with moulded bifid knop around spindle holes. Tinned. 33mm x 24mm.



CM

No. 619 Moulded pin rests flanked by scrolled knops in the outer edge of each loop. Bifid sides with scrolled knops around spindle holes. Tinned. 34mm x 22mm.



CM

No. 620 Flattened knop with moulded oblique grooves on the outer edge of each loop. Moulded transverse ridges around spindle holes. Tinned. 33mm x 22mm.



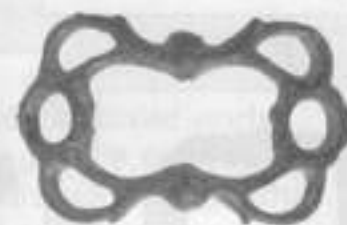
CM

No. 621 Concave ends. Moulded, bifid sides. Cast c/a fragmented stud or anchor chape with cast c/a pin. 32mm x 25mm.



CM

No. 622 Three moulded transverse collars on the outer edge of each loop. Concave sides with three moulded roundels (each with a punched ring-dot motif) around the spindle holes. Cast c/a fragmented stud chape with steel pin. 33mm x 20mm.



CM

No. 623 Openwork loops, each with three apertures. Concave, bifid sides with lobed knop over each spindle hole. 33mm x 21mm.



CM

No. 625 Moulded border line around the outer edge of each loop. Moulded pin rests with engraved, opposing oblique lines. Concave sides with three transverse knops over each spindle hole. Punched decoration on each loop. Cast c/a fragmented anchor chape. Cast c/a pin. 26mm x 17mm.



CM

No. 626 Engraved transverse lines on the outer edge of each loop and around each spindle hole. Cast c/a stud chape with remains of steel pin. 23mm x 16mm.



CM

No. 624 Concave sides. Cast c/a stud chape and pin. 25mm x 18mm.



CM

No. 627 Moulded pin rest on the outer edge of each loop. Concave sides with bifid knop around each spindle hole. Tinned. 21mm x 14mm.

Cast copper-alloy rectangular and sub-rectangular shoe or knee buckles with drilled frames for separate spindles: c1660-1720



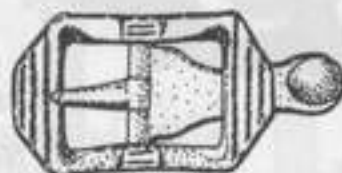
CM

No. 628 Pointed ends with moulded border line around the outer edge of each loop. Moulded collar over each spindle hole. Cast c/a stud chape with maker's mark "IC" in rectangular cartouche. Cast c/a pin. 28mm x 17mm.



CM

No. 629 Pointed ends. Engraved transverse lines on raised moulding running around sides and inside edge of frame. Cast c/a stud chape and pin. Copper-alloy spindle. 25mm x 18mm.



CM

No. 630 Expanded, angled ends, each with three moulded grooves. Cast c/a stud chape and pin. Copper-alloy spindle. 25mm x 15mm.



CM

No. 637 Scrolled knobs on the outside edge of the frame and either side of the spindle hole. Tinned. 47mm x 43mm.



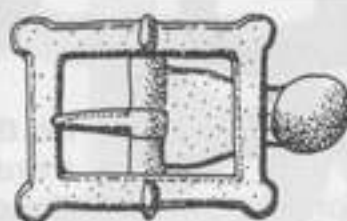
CM

No. 631 Expanded, rounded ends, each with two moulded grooves. Tinned. 23mm x 16mm.



CM

No. 632 Two opposing, oblique bifid knobs on each end of the frame. Moulded transverse lines and grooves. Tinned. 32mm x 22mm.



CM

No. 633 Oval knob on each external corner of the frame. Transverse ridge over each spindle hole. Cast c/a stud chape and pin. Tinned frame. 26mm x 20mm.



CM

No. 638 Scrolled knobs on the outer edge and external corners of the frame. Transverse collar moulding over each spindle hole. 41mm x 36mm.



CM

No. 634 Moulded transverse lines and grooves on the sides and end of the frame. Tinned. 30mm x 22mm.



CM

No. 635 Bevelled sides. Steel spindle. Tinned. 28mm x 20mm.



CM

No. 636 Bevelled sides and ends. Tinned. 22mm x 18mm.



CM

No. 639 Scalloped outer edges framed by single lateral groove on each end of the frame. Tinned. 41mm x 28mm.

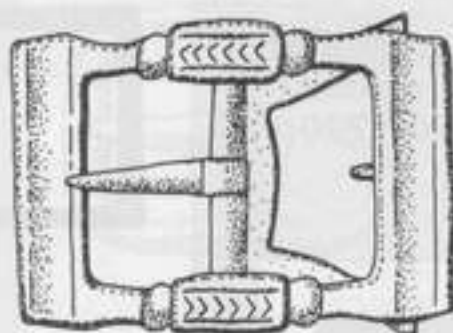
Cast copper-alloy rectangular and sub-rectangular shoe buckles with drilled frames for separate spindles: c1690-1720

... continued **Cast copper-alloy rectangular and sub-rectangular shoe buckles with drilled frames for separate spindles:**
c1690-1720




CM

No.640 Moulded depressions on the outer edge of each loop. Concave, bifid sides with collar moulding over each spindle hole. Cast c/a pitchfork tongue. Chape lost. Tinned. 50mm x 32mm.



CM

No.641 Lateral groove on the outer edge of each loop. Large lateral collar knob flanked by two lobed knobs over each spindle hole. Cast c/a loop chape with single spike. Cast c/a pin. 44mm x 31mm.




CM

No.642 Trefoil moulding with single lateral groove on each end of the frame. Lobed protrusion over each spindle hole. 48mm x 30mm.



CM

No.644 Pointed ends with serrated outer edge. Moulded grooves on the sides and ends of the frame. Cast c/a stud chape and pin. Tinned frame. 35mm x 26mm.



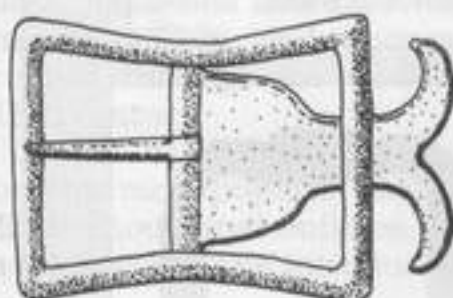
CM

No.645 Serrated ends. Single groove running around surface of frame. 33mm x 26mm.




CM

No.643 Pointed ends. Square knob flanked by two moulded collars over each spindle hole. 45mm x 28mm.



CM

No.647 Cast c/a anchor chape and pin. 36mm x 28mm.



CM


No.648 Frame with bevelled inside edge and three transverse knobs over each spindle hole. 35mm x 26mm.



CM

No.646 Moulded transverse grooves on the outer edge of each loop, which are flanked by moulded oblique grooves in the corners of the frame. 42mm x 31mm.

No.649 Semi-circular notches around edges of frame. Cast c/a loop chape with single internal spike. Cast c/a pin. Copper-alloy spindle. 29mm x 26mm.



CM

... continued **Cast copper-alloy rectangular and sub-rectangular shoe buckles with drilled frames for separate spindles: c1690-1720**



CM

No. 650 Moulded oblique grooves on surface of frame. 30mm x 27mm.




CM

No. 651 Bevelled edges on internal corners. Moulded transverse grooves over each spindle hole. 32mm x 25mm.



CM

No. 652 Moulded transverse and oblique grooves. 24mm x 22mm.



CM

No. 653 Moulded groove running around surface of frame. 32mm x 25mm.



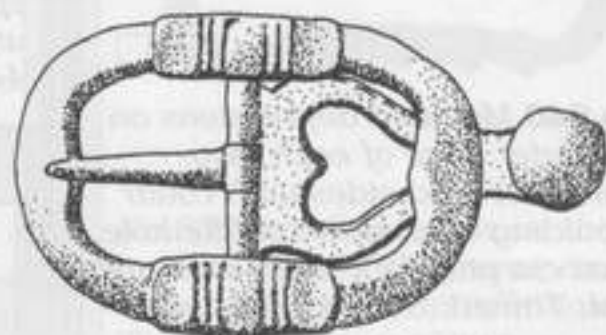
CM

No. 654 Slight concave ends. Three transverse collars over each spindle hole. Tinned. 43mm x 30mm.



CM

No. 655 Three transverse ridges over each spindle hole. 43mm x 33mm.



CM

No. 656 Three transverse moulded collars over each spindle hole. Cast c/a stud chape with openwork heart-shaped motif. Cast c/a pin. Tinned. 46mm x 32mm.



CM

No. 659 Cast c/a stud chape and pin. 40mm x 34mm.



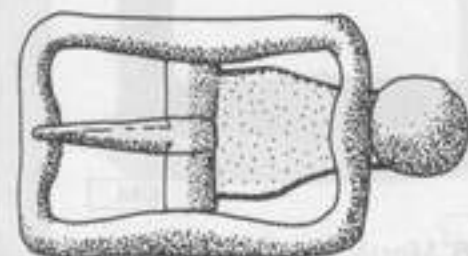
CM

No. 657 Seven transverse knops on each side of the frame. Tinned. 45mm x 32mm.



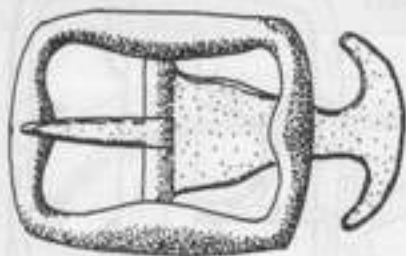
CM

No. 658 Moulded cross-hatched ornament on each end of the frame. Concave, fluted sides with sub-rectangular knop on the outside edge over each spindle hole. Tinned. 33mm x 28mm.



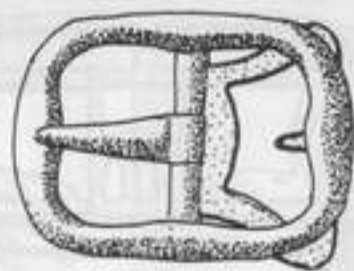
CM

No. 660 Cast c/a stud chape and pin. Tinned frame. 34mm x 24mm.



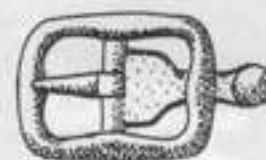
CM

No.661 Cast c/a anchor chape and pin. Tinned frame. 31mm x 24mm.



CM

No.662 Cast c/a loop chape with single internal spike. Cast c/a pin. Tinned frame. 35mm x 25mm.



CM

No.663 Cast c/a stud chape and pin. 20mm x 15mm.

... continued Cast copper-alloy rectangular and sub-rectangular shoe buckles with drilled frames for separate spindles: c1690-1720

Georgian Shoe Buckles: c1720-1790s

Throughout the 18th century copper-alloy was the main material from which shoe buckles were made. However, during this period a number of specialised alloys were patented by buckle makers. The first was a gold coloured alloy called "Pinchbeck" (named after its inventor), that was patented in 1733. In 1772 William Tutin patented an antimony based alloy which he called "tutania". Non-ferrous metal buckles were manufactured by casting throughout the 18th century, with mechanically stamped buckle frames only appearing after 1769.

The vast majority of Georgian shoe buckles had rectangular or sub-rectangular frames (**Nos.664-698**) Annular shoe buckles (**Nos.699-704**) were manufactured in small numbers during the early 18th century, although most examples date to the period after c1750. Shoe buckles with "shuttle shaped" frames (like a pointed ellipse) became popular during the 1770s and remained in use until shoe buckles fell from fashion at the end of the century.

Shoe buckles increased in size throughout the 18th century. By the

1760s they had reached an average size of 65mm across the frame. They attained even greater proportions (up to 100mm across the frame) following the introduction of large and highly curved shoe buckles by the French ambassador the Comte d'Artois in 1777.

The gradual increase in shoe buckle size was accompanied by an expanding range of decorative styles. The most common forms of decoration are moulded ornament and engraving. Many base metal buckles were gilded or silvered in order to give them the appearance of precious metal. Enamel, inset precious, semi-precious or paste stones were used mainly from the 1770s.

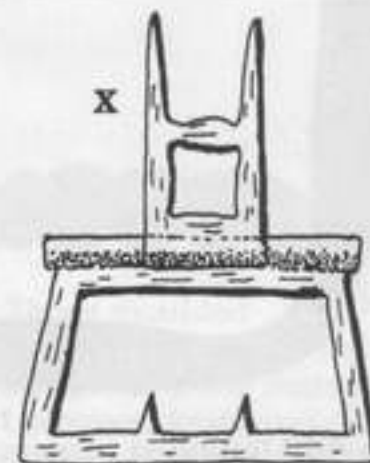
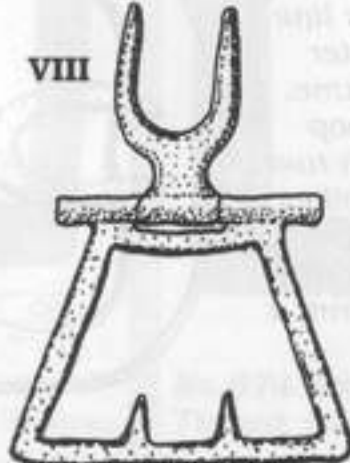
Moulded and engraved decoration became increasingly elaborate during the 18th century. Rococo designs with rosettes, ropework, beaded borders, nailheads and grooves, appear in the 1730s and become more refined through the middle of the 18th century.

After c1750 openwork designs become more popular. These often include shouldered outlines with openwork scrolls. The introduction of the

Artois style was accompanied by new designs such as twisted ribbon effects, faceted surfaces and a predominance of cut out perforations.

Steel shoe buckles (**Nos.705-708**) became highly fashionable during the last third of the 18th century. They were made almost exclusively at Wolverhampton, and could cost up to 30 shillings per pair. The decoration on such buckles was created either by setting studs into the frame or by cutting the frame to create a faceted or pierced pattern. Openwork designs were also produced. Many steel buckles were finished off by "blueing", which gave a bright blue finish to the buckle frame. Others were "Japanned" (black coated).


Shoe buckles were fastened further down the instep as they increased in size after 1720. The loop chape with two spikes and a pitchfork double tongue (**vii-ix**) was the most widely used method of securing medium to large sized shoe buckles between c1720-1770. Most examples are of cast copper alloy, although loop chapes were also manufactured from cut steel (**x**) during the last third of the 18th century.



As shoe buckles became larger and more elaborate after 1770, more complex fixing arrangements were developed. This includes one type with a double loop (xi) on which the tongue rests on the second loop of the chape instead of the buckle frame. Another type was spring loaded (xii). This enabled the buckle frame to be raised out of the way when putting on or taking off the shoe. The spring chape was first patented by William Eley in 1784, and subsequently became very common as Eley licensed his patent to other chape makers. Buckles fitted with this type of chape have a black leather insert behind the frame which conceals the mechanism. These late chapes may be of considerable size. However, in contrast to earlier types they were usually made of steel and consequently are very poor survivors in the ground.

Shoe buckles fell from fashion during the 1790s when long trousers began to replace breeches and tights. It is likely that the more severe fashions emerging from post-revolution France at this time also hastened the decline in shoe buckle use. After 1800 shoe buckles were used mainly on uniforms and courtly dress. However, these buckles copied the designs used during the last half of the 18th century. They gradually become heavier and clumsier following the introduction of more substantial shoes in mid-Victorian times.


XI



XII



No.664
Cast c/a
loop
chape
with two
internal
spikes
and
double
tongue.
Tinned
frame.
60mm x
54mm.



CM

Cast copper-alloy rectangular and sub-rectangular shoe buckles with drilled frames for separate spindles: c1720-1790s



CM

No.665 Tinned. 50mm x 37mm.



CM

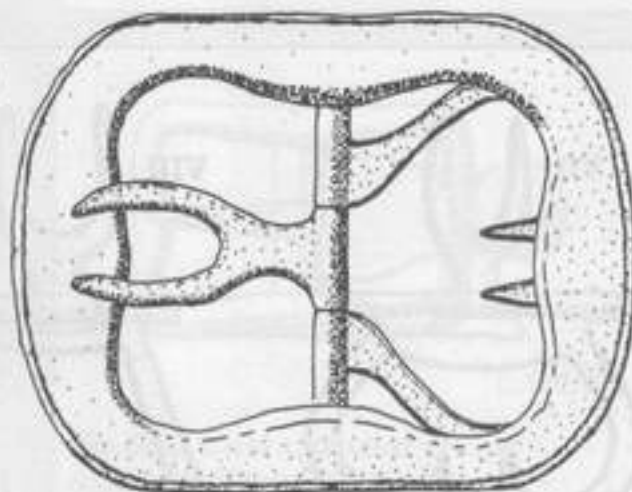
No.666 Rounded corners. 54mm x 48mm.



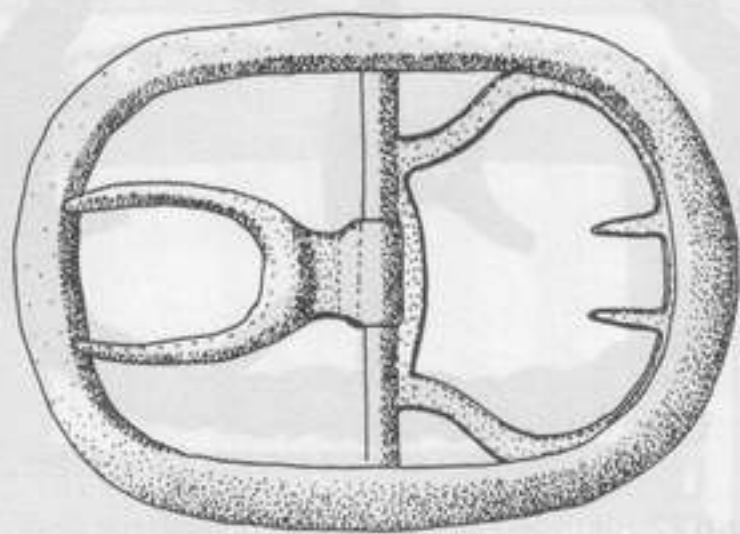
CM

No.667 Rounded corners. 65mm x 55mm.

No.668 Rounded corners. Moulded curvilinear line around outer edge of frame. Cast c/a loop chape with two internal spikes and pitchfork tongue. Tinned frame. 63mm x 48mm.




CM




CM

No.669 Rounded ends. Cast c/a loop chape with two internal spikes and pitchfork tongue. 72mm x 51mm.



CM


No.670 Six moulded rosettes connected by a linear ribbon within a moulded, decorative border. Steel loop chape with two internal spikes and a pitchfork tongue with openwork heart motif. 66mm x 52mm.



CM

No.671 Four floral motifs on a silvered, finely striated background set within a gilded, beaded border. Steel loop chape with two internal spikes and a pitchfork tongue with openwork heart motif. 61mm x 50mm.

No.672 Angled corners. Mother of pearl inlay. Steel loop chape with two internal spikes and pitchfork tongue with openwork heart motif. 66mm x 58mm.




CM



CM

No.673 Linear groove framed on each side by two rows of moulded beads. 53mm x 37mm.



CM

No.674 Faceted surface. Tinned. 52mm x 47mm.



CM


No.675 Three moulded roundels over each spindle hole. Two on each end of the frame. Moulded grooves, lines and circles on the corners. 54mm x 49mm.

... continued **Cast copper-alloy rectangular and sub-rectangular shoe buckles with drilled frames for separate spindles: c1720-1790s**

No.676
Moulded linear groove on sides and ends of frame. Moulded, oblique groove on each corner. 48mm x 42mm.



CM



CM

No.677 Rounded ends. Moulded rosettes and nailheads. Wavy edges. Cast c/a loop chape with two internal spikes and fragmented pitchfork tongue. 78mm x 55mm.



CM

No.678 Rounded corners. Moulded, scrolled floral ornamentation which is emphasised by the shaped edges. 74mm x 52mm.



CM

No.679 Rounded corners. Incised, beaded band with oblique incised lines running around surface of frame. Tinned. 73mm x 50mm.



CM

No.680 Moulded ovoid knop over each spindle hole. Moulded roundel on each corner, the area between filled with moulded, scrolled ornament. Traces of silvering. 57mm x 48mm.



CM

No.681 Rounded corners. Concave sides. Moulded nailheads and rosettes. Tinned. 48mm x 42mm.



CM

No.682 Moulded trefoil knops on the outer edges of the ends and sides. 54mm x 44mm.

continued Cast copper-alloy rectangular and sub-rectangular shoe buckles with drilled frames for separate spindles: c1720-1790s



CM


No. 683 Artois style. Multiple moulded grooves on surface of frame. Beaded inside edge. Wavy outer edge with semi-circular openwork. 74mm x 54mm.

No. 684 Artois style. Rectangular openwork slots on sides and ends of frame. Moulded flower within an oval panel over each spindle hole and on each end. Traces of gilding. 68mm x 48mm.



CM

No. 685 Artois style. Sub-rectangular openwork slots. 55mm x 40mm.



CM




CM

No. 686 Asymmetrical openwork with moulded, grooved decoration. Moulded rosette over each spindle hole. Cast c/a loop chape with two internal spikes and pitchfork tongue. Silvered frame and chape. 55mm x 47mm.

No. 687 Asymmetrical openwork with moulded lozenges over each spindle hole and on either end. Moulded scallop in each corner. Surface corrosion. 55mm x 46mm.



CM




CM

No. 688 Artois style. Rounded corners. Openwork rectangular slots and circular holes. 52mm x 38mm.



CM

No. 689 Artois style. Angled corners. Openwork quatrefoils over each spindle hole and on each end. Rectangular and triangular slots. 54mm x 40mm.



CM

No. 690 Asymmetrical openwork with moulded, scrolled surface decoration. Corroded steel spindle. Fragmented and corroded steel loop chape with fragmented pitchfork tongue. 44mm x 38mm.

Cast pinchbeck rectangular and sub-rectangular shoe buckles
with drilled frames for separate spindles: c1733-1790s

No.691

Rounded ends.
Openwork
scrolled
ornament
within an
inner and
outer border.
Steel loop
chape with
two internal
spikes and
pitchfork
tongue.
60mm x 53mm.



CM


No.692

Rounded
corners.
Floral
surface
decoration
moulded in
high relief.
Plated steel
spring
chape.
61mm x
48mm.
NB: the spring
chape dates to c1784-1790s




CM

Cast pewter rectangular and sub-rectangular shoe buckles
with drilled frames for separate spindles: c1720-1790s



CM


No.693 Moulded line around outer
edge of frame. 57mm x 47mm.



CM

No.694 Moulded, beaded band framed by floral
surface ornament. Traces of gilding. 78mm x 58mm.

No.695 Six moulded
knops (each enclosed
within a raised
border bounded by
four open work semi-
circles) divide six oval
panels with raised,
beaded edges and a
single rosette on a
finely striated
background. Steel
loop chape with two
internal spikes and a
pitchfork tongue with
openwork heart motif.
68mm x 48mm.




CM



CM


No.696 Moulded band around
inside edge of frame. Surface
ornament comprising moulded
scrolls, circles and lozenges.
Fragmented steel loop chape
with two internal spikes and
double tongue. 43mm x 34mm.

Cast tutania rectangular and sub-rectangular shoe buckles with drilled frames for separate spindles: c1772-1790s



CM

No.697 Asymmetrical openwork. Elliptical knops within a beaded border on studded ribbon between an inside and outside border. The central ribbon is crossed by oblique ribs with moulded knops. Steel loop chape with two internal spikes and double tongue. 90mm x 60mm.



CM

No.698 Grooved, beaded ribbon within an obliquely engraved inside and outside border. Steel loop chape with two internal spikes and double tongue. 98mm x 50mm.

Cast copper-alloy shuttle shaped and annular shoe buckles with drilled frames for separate spindles: c1720-1790s



CM

No.699 Shuttle shaped frame. Moulded flowers and circles between a beaded inner and outer border. Tinned. 68mm x 51mm.



CM

No.700 Shuttle shaped frame. Lateral moulded grooves. 57mm x 40mm.



CM

No.701 Two interlaced ribbons decorated with moulded rosettes, punched circles and oblique incised lines. Tinned. 56mm x 56mm.



No. 702
Inner and outer border with interlaced, openwork floral design over each spindle hole. Corroded steel spindle and fragmented pitchfork tongue. 53mm x 51mm.

CM



No. 703 Raised band with beaded border. Moulded rosette over each spindle hole and at each end. Tinned. 45mm x 44mm.


CM



No. 704 Two interlaced ribbons with moulded nailheads within a beaded border. Two circular openwork apertures on each side and end. Traces of gilding. Surface corrosion. 38mm x 33mm.


CM

Cut steel rectangular and sub-rectangular shoe buckles with drilled frames for separate spindles: c1760-1790s



No. 705 Frame with faceted edges and eight flat roundels. Steel double loop chape with two internal spikes and double tongue resting on second loop. Plated frame. 80mm x 74mm.


CM



No. 706 Alternating rosettes and rectangular panels. Steel loop chape with two internal spikes and double tongue. 71mm x 57mm.

CM

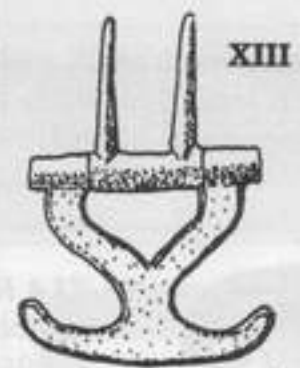

No. 707 Faceted, beaded edges framing a single lateral groove. Steel loop chape with two internal spikes and pitchfork tongue. 60mm x 44mm.



CM

Cut steel shuttle shaped shoe buckle with drilled frame for separate spindle: c1760-1790s

No.708
Asymmetrical openwork. Wavy inside and outside border framing a faceted ribbon. Steel loop chape with two internal spikes and a double tongue. Japanned frame. 72mm x 56mm.



Knee Buckles

Tight fitting breeches that were buttoned or buckled below the knee came into fashion c1720 and remained in use until long trousers replaced breeches and tights in the 1790s. Thereafter, breeches were only used for formal and courtly dress.

Knee buckles (**Nos.709-718**) vary considerably in shape but rarely exceed 30mm x 40mm in size. Most

have sub-rectangular frames, though other shapes are also known. Knee buckles may be distinguished from early shoe buckles because the spindle usually runs across the length rather than the width of the frame. However, this is not always the case, and on some knee buckles the spindle runs across the width of the frame. As a result it may be difficult to distinguish these buckles from

children's shoe buckles where the inner chape is absent.

With a few rare exceptions, knee buckles during this period were fitted with an openwork anchor chape with either two or three tongues (**xiii-xiv**), compared to the solid cast anchor chape with a single tongue that was normally used on late 17th century shoe buckles.

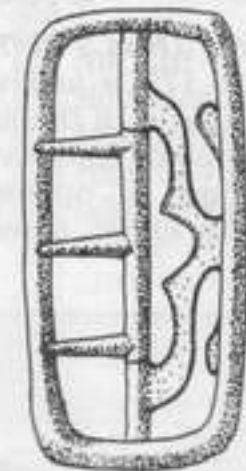
Cast copper-alloy sub-rectangular knee buckles with drilled frames for separate spindles: c1720-1790s



No.709 Moulded sub-rectangular knob on the inside edge of the frame over each spindle hole. Two moulded curvilinear lines running around the surface and outer edge of the frame. Cast c/a anchor chape with three fragmented tongues. 37mm x 39mm.



No.710 Moulded crown on each end. Moulded curlicues and scrolls. Corroded and fragmented steel anchor chape with (?) three tongues. Surface corrosion on frame. 34mm x 36mm.



No.711 Cast c/a openwork anchor chape with three tongues. Frame and chape both tinned. 23mm x 47mm.

No.712 Cast c/a openwork anchor chape with two tongues. Frame and chape both tinned. 17mm x 21mm.



No.713 Shaped outside edge. Moulded floral surface ornament. Fragmented and corroded steel anchor chape with two tongues. Tinned frame. 25mm x 22mm.



Cast pinchbeck sub-rectangular knee buckles with drilled frames for separate spindles: c1733-1790s



CM

No.714 Rounded corners. Two conjoined lobed knobs over each spindle hole and at either end. Moulded transverse grooves on frame. Steel anchor chape with two tongues. 26mm x 23mm.

Cast pewter sub-rectangular knee buckle with drilled frame for separate spindle: c1720-1790s

No.717 Multiple lobed knobs with blind holes on the outer edge of the frame. Surface ornament comprising moulded and punched circles, moulded oblique grooves and wedges. Cast c/a anchor chape with pitchfork tongue. 36mm x 39mm.



CM



CM

No.715 Rounded corners. Moulded oblique ribs on a finely striated background. Steel anchor chape with two tongues. 22mm x 19mm.

Cut steel oval knee buckle with drilled frame for separate spindle: c1760-1790s

No.718 Frame set with numerous, multi-faceted, cut and polished steel studs. Steel anchor chape with two tongues. 23mm x 28mm.



CM



CM

No.716 Rounded Ends. Moulded, conjoined ring-chain ornament on a finely striated background. Steel anchor chape with two tongues. 23mm x 20mm.

Stock Buckles

Stock buckles (Nos.719-720) span the 1720s to 1790s and were fitted to the nape (back) of the neck. They are usually oblong and have a very distinctive type of openwork chape (xv-xvi) with either three or

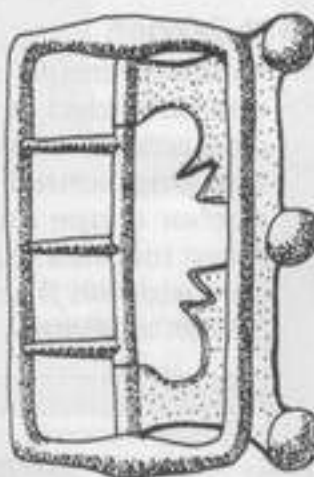
four studs and a corresponding number of pointed tongues. This was necessary because of the fineness of the material from which stocks were made. Some of these buckles are plain whilst others are very ornate.

Cast copper-alloy rectangular and sub-rectangular stock buckles with drilled frames for separate spindles: c1720-1790s



CM

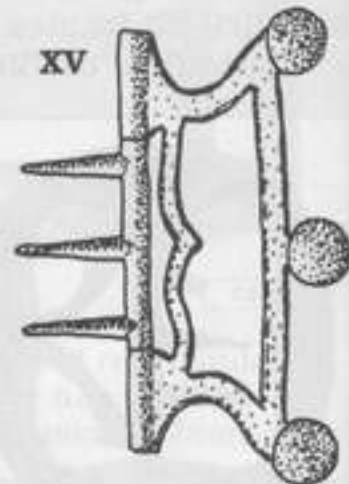
No.719 Rounded corners. Cast c/a openwork stud chape with three studs and three tongues. Frame and chape both tinned. 23mm x 31mm.



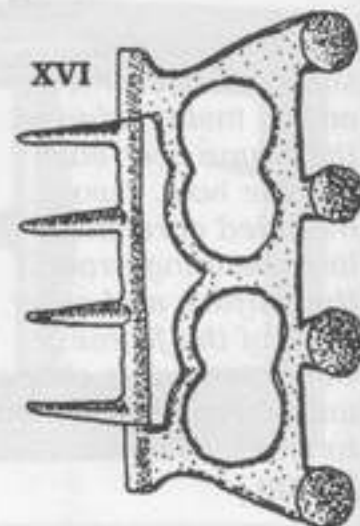
CM

No.720 Cast c/a openwork stud chape with three studs and three tongues. 25mm x 47mm.

XV



XVI



Hat Buckles


Hat buckles only became fashionable after c1770. They usually take the form of a medium sized rectangular frame which often has rounded corners. The spindle on these buckles also runs lengthways and would most probably have been fitted with a multiple stud chape and multiple tongues because of the lightness of the fabric from which hat bands were made. When the inner chape is missing (Nos.721-730), hat buckles may be difficult to distinguish from knee or stock buckles. They were produced in a wide range of styles, amongst which diamond cut and Rococo patterns are the most common.

Cast copper-alloy rectangular and sub-rectangular knee, stock or hat buckles which have lost their inner chapes: c1720-1790s



CM

No.721
Moulded, beaded surface decoration set within a raised band around the inside and outside edge. Surface corrosion. Tinned. 28mm x 38mm.



CM

No.722 Grooved band framed by beaded edges. 28mm x 37mm.



CM

No.723
Moulded curvilinear line framing floral surface decoration set within beaded edges. Surface corrosion. 28mm x 36mm.



CM

No.724 Rounded corners. Moulded crown on each end. Moulded curvilinear and scrolls. Tinned. 35mm x 38mm.



CM

No.725 Rounded ends. Moulded curvilinear and oblique lines. Traces of gilding. 28mm x 38mm.



CM

No.726
Rounded corners. Multiple concave roundels on the outer edge of the frame. Raised, moulded band with transverse lines around inside edge. Tinned. 32mm x 36mm.



CM

No.727 Surface decoration comprising moulded curvilinear ornamentation within a moulded, beaded border on each end. Curvilinear groove on outside edge over each spindle hole. Tinned. 30mm x 36mm.



CM

No.728
Moulded curvilinear ornamentation within a moulded, beaded border on each end. Curvilinear groove on outside edge over each spindle hole. Tinned. 31mm x 34mm.



CM

No.729 Sub-rectangular knob on the outside edge over each spindle hole. Groove running around outside edge of frame. Tinned. 31mm x 33mm.



CM

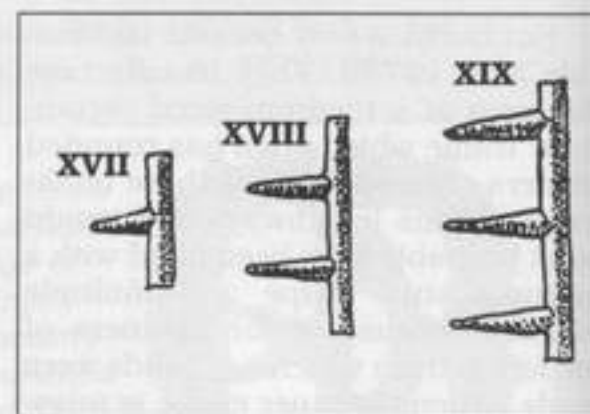
No.730 Multiple engraved transverse lines on the sides and ends of the frame, which is tinned. 26mm x 28mm.

Boot Or Garter Buckles

Very small tinned bronze buckles which are less than 25mm across may have been used for fastening garters on boots. During the 18th century it was fashionable to wear close fitting boots which were strapped and buckled below the knee in order to prevent them from falling down. "Top boots" came into fashion during the last quarter of the 18th century. These were fastened by a strap which was passed through a loop on the back of the boot and

buckled above the top of the knee.

These buckles have asymmetrical (No.731), rectangular (Nos.732-736) or annular (Nos.737-738) frames with a cast "tube" that has between one and three fixed tongues (xvii-xix). This type of buckle has no chape and is therefore not transferable. Most are plain but a few are highly decorative. These may have been used on cravats. Virtually all of these buckles are tinned copper-alloy.

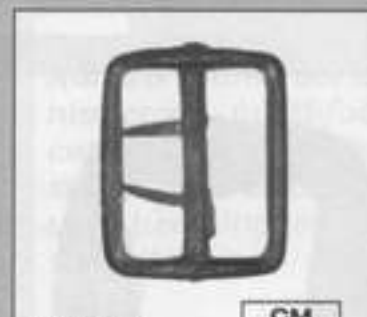


Cast copper-alloy asymmetrical garter (?) buckle with drilled frame for separate spindle: c1720-1790s



No.731 Double spiked tongue. Frame and tongue tinned. 23mm x 24mm.

Cast copper-alloy rectangular and sub-rectangular garter (?) buckles with drilled frames for separate spindles: c1720-1790s



No.732 Double spiked tongue. Frame and tongue tinned. 19mm x 22mm.



No.733 Double spiked tongue. Frame and tongue tinned. 17mm x 16mm.



No.734 Double spiked tongue. Frame and tongue tinned. 14mm x 15mm.



No.735 Rounded corners. Single spiked tongue. Frame and tongue tinned. 16mm x 19mm.

Cast copper-alloy annular garter (?) buckles with drilled frames for separate spindles: c1720-1790s



No.737 Frame of irregular width. Fragmented, double spiked tongue. 23mm x 25mm.



No.738 Internal, curved transverse bar either side of the steel spindle which carries a double spiked tongue. Tinned frame and tongue. 24mm x 22mm

No.736 Angled corners with transverse incised lines. Internal transverse bar either side of the steel spindle, which carries a double spiked tongue. Frame and tongue tinned. 20mm x 15mm.



Buckles made of gold or silver are known to have been produced throughout the period covered in this book. However, surviving examples dating earlier than the 17th century are extremely rare. There are a number of reasons for this.

During the medieval period the use of precious metals and gems was restricted to the social elite by Sumptuary Laws which forbade individuals below a certain rank from owning such items. For example, a

Most precious metal buckles which survive today date from the late 17th and 18th centuries. During this period buckles were highly valued as fashion accessories and as statements of social rank.

Many contemporary chroniclers comment on the importance of shoe buckles during this period. The earliest is Samuel Pepys, whose diary entry for the 4th January 1659 comments: "This day I began to put buckles on my shoes".

During the 18th century, society journals vied with each other to bring their readers details of the latest fashions. For example, *The Gentlemen and London Magazine* announced in 1777 that "... the Artois shoe buckles are becoming

Sumptuary Law of 1363 restricted the use of precious metals on belts to "esquires" owning land or rents worth more than £500 a year, or to other citizens owning property worth at least £1000. Although this particular law was repealed the following year, it reflects broader attitudes and conventions which were current during this period. Even the gilding or silvering of base metal buckles was frowned upon by contemporaries, and a number of medieval girdlers are known to have been prosecuted

for using precious metal coatings on base metal buckles.

One of our main sources of information on medieval gold and silver buckles comes from the wills of the wealthy and privileged of this period. The fact that such fine buckles are often specifically mentioned in wills suggests they were regarded as heirlooms and keepsakes to be passed down through the generations or between friends.

The Age Of Elegance

universal for ladies and gentlemen. The size of some worn at court are enormous".

The most elaborate of these buckles were made of solid silver and could weigh as much as ten ounces.

Trade journals of the period are also filled with references to buckle makers and their products. In 1747 *The London Tradesman* noted that: "... the best branch of buckle making is making silver buckles, either plain, carved or set with stones. It is a branch of the silver-smith's business, and a genteel livelihood is to be made at it, by working for the shops".

Changing fashions in precious metal buckles led the way in shoe buckle design throughout the late 17th and 18th centuries. Although

the vast majority of solid silver buckles were used on shoes, silver buckles were also manufactured for other purposes. Matching sets of shoe and knee buckles were especially popular.

Throughout the 18th century London was the principle centre for the manufacture of buckles in precious metals. However, important provincial workshops existed at Edinburgh, York, Sheffield and Bristol.

All solid silver buckles were hallmarked up until 1739, although the hallmarks themselves are often only partial, and may omit one or more components of the assay mark. The Assay Act of 1739 exempted from hallmarking all buckles set with

Cast silver asymmetrical shoe or knee buckles with drilled frames for separate spindles: c1660-1720



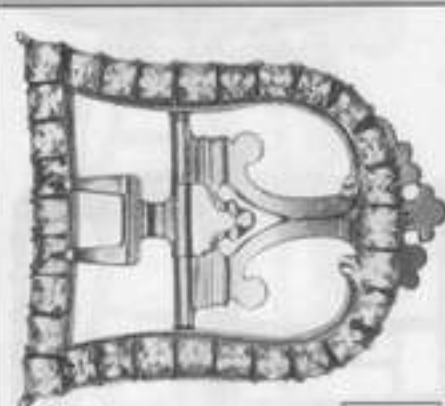
CM

No.739 Spherical knob over each spindle hole. Scrolled knob on outer edge of rounded loop and on each external corner of the rectangular loop, which has a trefoil outer edge. Moulded and engraved floral surface ornament. 43mm x 32mm.



CM

No.740 Close set paste stones on a solid backing. Steel anchor chape with openwork heart motif and double tongue. 47mm x 44mm.



CM

No.741 Close set paste stones on a solid backing. Silver anchor chape with openwork heart motif and pitchfork tongue. 40mm x 36mm.

Buckles as Jewellery



No. 739



No. 743



No. 742



No. 746



No. 752



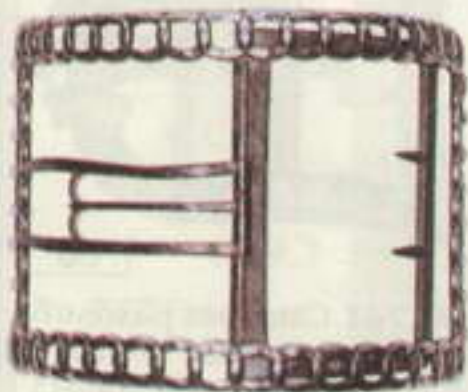
No. 750



No. 756



No. 758



No. 766



No. 764



No. 767

Buckles as Jewellery



No. 768



No. 769



No. 773



No. 774



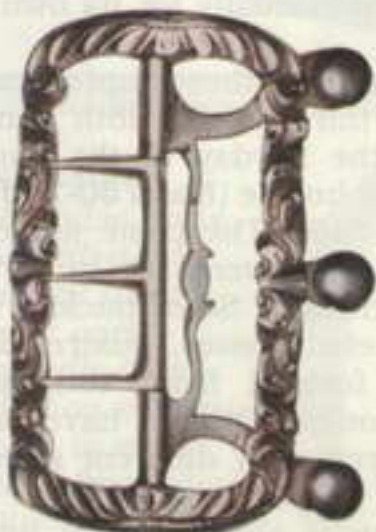
No. 775




No. 776



No. 777



No. 780



No. 781



No. 784


Cast silver sub-rectangular shoe or knee buckle with drilled frame for separate spindle: c1660-1720



CM


No.742 Pointed ends with engraved transverse and oblique lines within a linear border. Beaded border around inside edge of frame. Fragmented, cast silver stud chape and tongue. Maker's mark "I.R" in oval cartouche on plate. Indistinct hallmark on underside. 24mm x 18mm.

Cast silver rectangular shoe buckles with drilled frames for separate spindles: c1690-1720



CM

No.743 Moulded and engraved trefoil knob on each external corner of the frame. Multiple moulded and engraved sub-rectangular knobs on outside edge, which are framed by a single lateral groove running around the sides and ends. Maker's mark "R.I.G" in oval cartouche. 39mm x 33mm.



CM

No.744 Two moulded ridges framing three moulded grooves on the sides and ends of the frame. Indistinct maker's mark. 28mm x 24mm.

jewels or stones and any solid silver buckle weighing less than ten pennyweights. Nevertheless, silver buckles produced during this period often bear a maker's mark which may help in dating. Silver buckles manufactured after 1790 all bear full hallmarks, including the date letter and mark of the assay office.

Late 17th century silver shoe buckles are of small to medium size with asymmetrical (Nos.739-741) or sub-rectangular (No.742) frames. These early buckles are usually fitted with a stud or anchor chape which may be of either silver or steel. Like their base metal counterparts, it may be difficult to distinguish early shoe and knee buckles. By the beginning of the 18th century shoe buckles had increased in size sufficiently to necessitate a curved frame (Nos.743-744).

Amongst Georgian shoe buckles, rectangular and sub-rectangular frames (Nos.745-755) predominated throughout the 18th century. Shuttle shaped and round shoe buckles (Nos.756-765) became popular after c1750. Most of these buckles are fitted with a loop chape and double tongue. These are usually of steel as

the chape was concealed in use. Although a few buckles are known with silver chapes, these are fairly rare.


Most silver shoe buckles were cast and chased. However, after 1769 some were made from mechanically stamped units which were soldered together (Nos.766-769).

Silver shoe buckles were regarded as prestige items, and they are decorated accordingly. Many have elaborately moulded and engraved surface decoration. At its simplest this comprises moulded grooves set within a beaded border. Many have moulded floral motifs which have been finished by hand tooling. Other buckles are decorated with faceted bands, twisted ribbons or openwork designs, reflecting whatever fashions were current at the time they were manufactured.

Stunning though some of these buckles are, they are surpassed in brilliance by those set with paste stones. Shoe buckles inlaid with gems, pastes or stones had been in use from the 1660s. Improvements in paste composition and cutting during the late 17th and early 18th centuries gradually increased the

luminosity and brilliance of paste stones. However, the major improvement came in the 1760s when a backing of foil was introduced. This acted as a mirror, making the paste stones appear larger than they actually were and vastly improving their appearance. In order to prevent the foil backing from tarnishing, the individual paste stones of these buckles were close set on a solid backing. On the best quality buckles every stone was cut individually for its own setting.

As a result of these improvements the last third of the 18th century became the heyday of the chunky paste shoe buckle (Nos.750-755 and Nos.758-765). The paste stones of these buckles were set in a wide range of designs. Some buckles have large, faceted bosses, quatrefoils or rosettes formed from settings of paste stones. Others have interwoven circuits of different sized or coloured paste stones. Some late 18th century shoe buckles have a small, engraved gold or pinchbeck bezel around the inside edge of the main frame which helps to emphasise the settings.



CM

No.745 Engraved "star" motifs within vesica shaped panels which are framed by engraved linear lines. Steel loop chape with two internal spikes and a pitchfork tongue. Maker's mark "A.G" in rectangular cartouche. 66mm x 48mm.


Cast silver rectangular and sub-rectangular shoe buckles with drilled frames for separate spindles: c1720-1790s

No.746 Beaded sides. Openwork floral motif on each end. Steel loop chape with two internal spikes and a fragmented pitchfork tongue. Maker's mark "D.C" in rectangular cartouche. 56mm x 44mm.

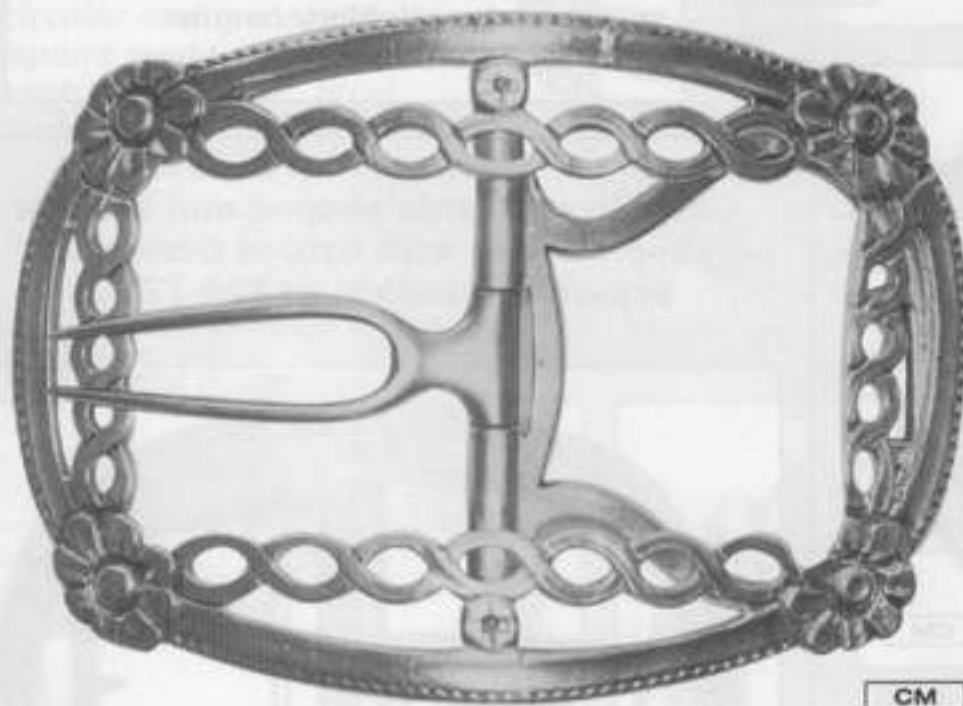


CM

No.747 Multiple lobed knobs with blind holes on the outside edge. Alternating roundels (with blind holes) and nailheads set within a beaded inside edge. Steel loop chape with two internal spikes. Tongue lost. Maker's mark "T.I" in rectangular cartouche. 52mm x 43mm.



CM



CM

No.748 Rounded ends. Asymmetrical openwork. Frame comprises two ribbons: the outer one plain with a beaded edge; the inner one platted. Large moulded and tooled rosette on each corner of the frame where the two ribbons meet. Silver loop chape with two internal spikes and a pitchfork tongue. Maker's mark "W.S" in rectangular cartouche. 95mm x 66mm.

No.749 Rounded ends. Moulded and tooled rosette over each spindle hole and on either end, in each case framed by openwork floral surface decoration. 62mm x 49mm.




CM



CM

No.750 Close set sub-rectangular paste stones on a solid backing. Engraved gold bezel on inside edge. 73mm x 56mm.

No.751 Close set paste stones on a solid backing. Steel loop chape with two internal spikes and openwork, scrolled ornament. Pitchfork tongue. 52mm x 44mm.



CM

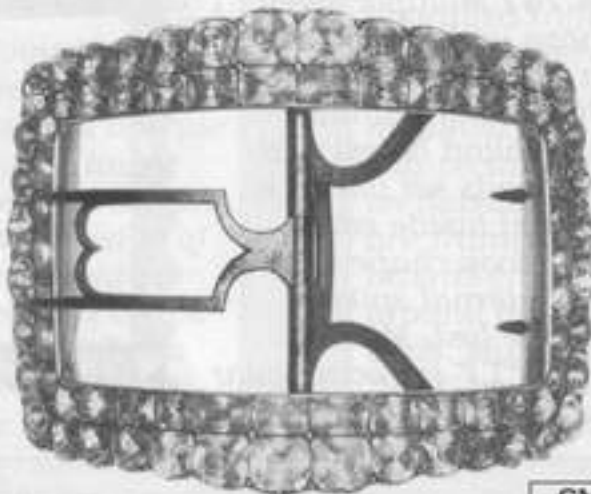
... continued **Cast silver rectangular and sub-rectangular shoe buckles with drilled frames for separate spindles: c1720-1790s**



CM

No.753 Rounded ends. Quaterfoil of paste stones over each spindle hole and on either end, which frame a single row of close set circular paste stones in a solid backing. Separate border soldered onto inside edge. Steel loop chape with two internal spikes and a pitchfork tongue. 62mm x 58mm.

No.752 Slightly convex sides and ends. Two rows of close set paste stones on a solid backing. Steel loop chape with two internal spikes and a double tongue. 58mm x 48mm.



CM

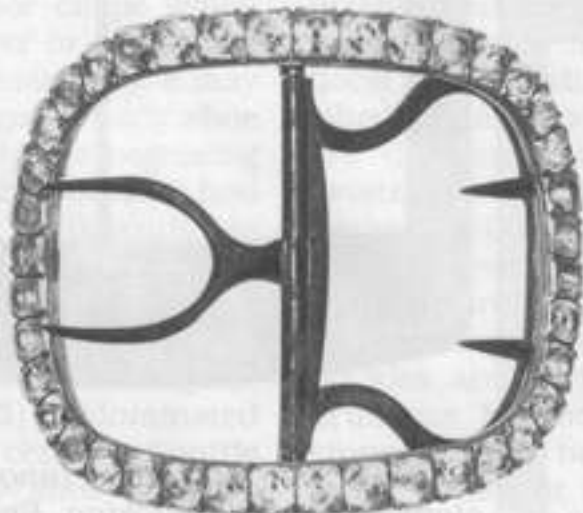
No.754 Rounded corners. Single row of circular, close set paste stones on a solid backing, with a single large stone over each spindle hole and on either end. Steel loop chape with two internal spikes and a pitchfork tongue. 56mm x 48mm.




CM

Cast silver shuttle shaped and annular shoe buckles with drilled frames for separate spindles: c1720-1790s

No.755 Rounded corners. Single row of close set paste stones on a solid backing. Steel loop chape with two internal spikes and a pitchfork tongue. 58mm x 48mm.



CM



CM


No.756 Shuttle shaped frame. Moulded and engraved fleurets set within an inner and outer faceted border. Steel loop chape with two internal spikes and a double tongue. Indistinct maker's mark. 75mm x 62mm.

... continued **Cast silver shuttle shaped and annular shoe buckles with drilled frames for separate spindles: c1720-1790s**

No.757 Multiple lobed knops (with blind holes) on the outside edge at either end of the frame. Four semi-circular extensions over each spindle hole. Surface ornament comprising a single row of moulded roundels framed by a beaded inside edge. Steel loop chape with two internal spikes and a pitchfork tongue. Indistinct maker's mark. 49mm x 53mm.



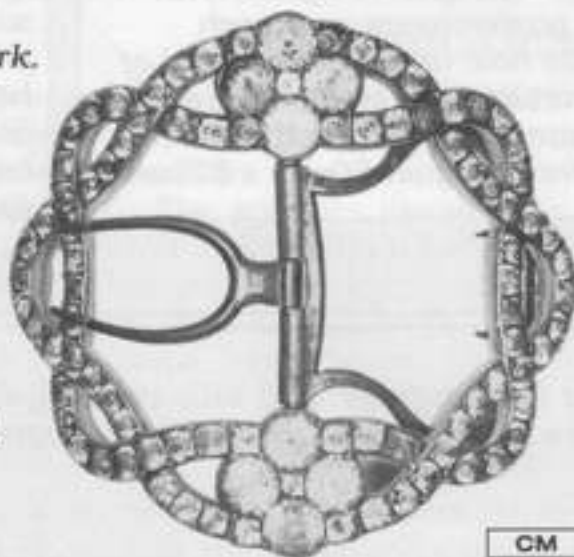
CM



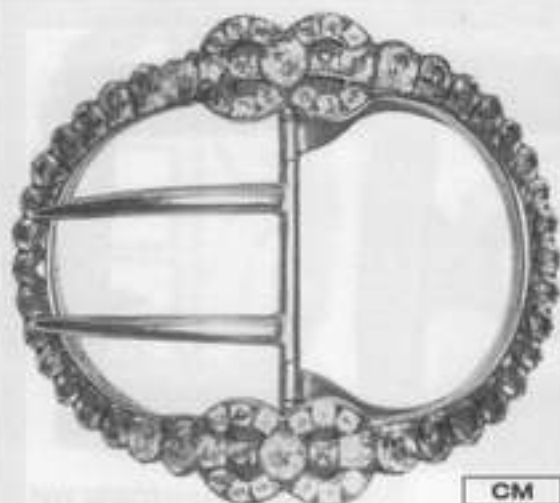
CM

No.758 Shuttle shaped frame. Close set sub-rectangular paste stones on a solid backing. Engraved gold bezel on inside edge. Steel loop chape with two internal spikes and a double tongue. 71mm x 54mm.

No.759 Asymmetrical openwork. Two interlaced ribbons, each with a single row of close set paste stones on a solid backing. Rosette motif composed of four large circular and one small square paste stones over each spindle hole. Steel loop chape with two internal spikes and a pitchfork tongue. Traces of silvering on chape. 55mm x 55mm.



CM




CM

No.760 Four semi-circular openwork extensions over each spindle hole, each set with a single row of close set paste stones on a solid backing. Single row of oval paste stones on each end of the frame. Separate border soldered onto inside edge. Silver loop chape and double tongue. 55mm x 49mm.



CM

No.761 Twisted ribbon with single row of close set paste stones on a solid backing. Large circular paste stones set alternately on the inside and outside edge into the recesses created by the twisting ribbon. 58mm x 55mm.




CM

No.762 Asymmetrical openwork. Rosette motif composed of five large and one small circular paste stones over each spindle hole. The rosettes are framed by two ribbons (representing foliage?), each with a single row of close set paste stones. Trefoil motif composed of three circular paste stones on each end of the frame, the surface of which has a single row of close set paste stones on a solid backing. Steel loop chape with two internal spikes and a pitchfork tongue. 50mm x 48mm.



CM

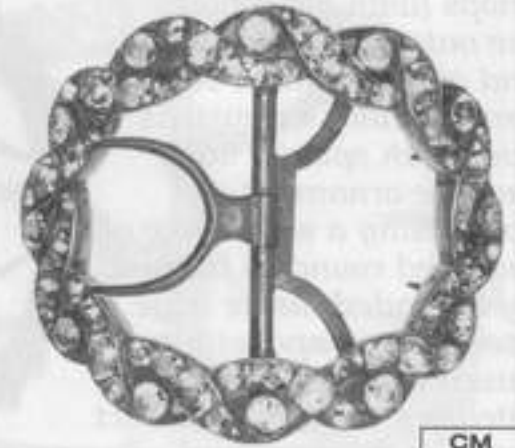
No.763 Eight large circular paste stones set at symmetrical points on the frame, alternately framed by four opposing, oblique ribbons which are themselves set with paste stones. Steel loop chape with two internal spikes and a pitchfork tongue. 51mm x 47mm.



CM

No.764 Two concentric ribbons, each with a single row of close set paste stones on a solid backing. Those on the outer ribbon are emerald green; those on the inner ribbon are clear. "Figure-of-eight" motif set with clear paste stones over each spindle hole and on either end of the frame. Steel loop chape with two internal spikes and a pitchfork tongue. 50mm x 52mm.

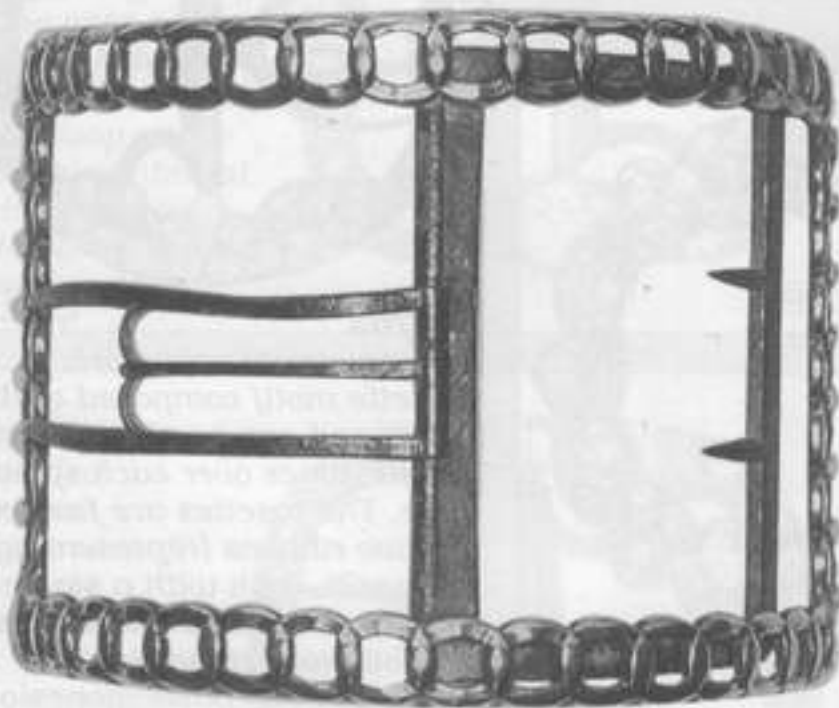
... continued **Cast silver shuttle shaped and annular shoe buckles with drilled frames for separate spindles: c1720-1790s**



CM


No.765 Two twisted, interlaced ribbons, each with a single row of close set paste stones on a solid backing. Large circular paste stones in settings between the two ribbons. Steel loop chape with two internal spikes and a pitchfork tongue. 48mm x 44mm.

Mechanically pressed silver rectangular and sub-rectangular shoe buckles with drilled frames for separate spindles: c1769-1790s



CM

No.766 Frame comprises openwork, conjoined ring chain motifs. Steel loop chape with two internal spikes and a double tongue. Maker's mark "I.I & I.Y" in rectangular cartouche. 80mm x 68mm.




CM


No.767 Moulded groove set within beaded edges on the sides and ends of the frame. Steel loop chape with two internal spikes and a pitchfork tongue. 72mm x 39mm.

... continued **Mechanically pressed silver rectangular and sub-rectangular shoe buckles with drilled frames for separate spindles: c1769-1790s**

No.768
Rounded corners. Faceted ribbon set within beaded inside and outside edges. Steel loop chape with two internal spikes and a double tongue. Maker's mark "W.E" in rectangular cartouche. 82mm x 55mm.



CM



CM

No.769 Rounded corners. Moulded, convex knob over each spindle hole and on either end. Beaded outer edge. Steel loop chape with two internal spikes and a double tongue. Maker's mark "I.N" in rectangular cartouche. 41mm x 30mm.

Knee Buckles

Silver knee buckles were produced throughout the 18th century, often in matching sets with shoe buckles. It is not therefore surprising that the type of decoration used on silver knee buckles of this period matches that used on shoe buckles. The buckle frames are generally sub-

rectangular (**Nos.770-774**), vesica shaped (**Nos.775-777**) or oval (**No.778**).

The spindles usually run lengthways and, like their base metal counterparts, silver knee buckles were fitted with an openwork anchor chape which has two or three tongues.

Because the chapes did not show when the buckle was in use, they were usually manufactured from steel instead of silver. However, a number of knee buckles with silver chapes are known, although they are comparatively rare.

Cast silver sub-rectangular knee buckles with drilled frames for separate spindles: c1720-1790s



CM

No.770 Rounded ends. Moulded, scrolled and floral surface ornament. Silver anchor chape with two tongues. Maker's mark "V.S" in rectangular cartouche. 31mm x 40mm.



CM

No.771 Rounded corners. Close set paste stones on a solid backing. Steel anchor chape with two tongues. 28mm x 38mm.



CM

No.772 Rounded corners. Two concentric rows of close set paste stones on a solid backing. Steel anchor chape with two tongues. 23mm x 36mm.



CM

No.773 Surface decoration comprising convex, faceted roundels framed by a beaded inside edge. Steel anchor chape with two tongues. 20mm x 18mm.



CM

No.774 Slightly convex sides and ends. Close set paste stones on a solid backing. Steel anchor chape with two tongues. 21mm x 19mm.

Cast silver vesica shaped knee buckles with drilled frames for separate spindles: c1720-1790s



CM

No. 775 Conjoined spherical knops along outside edge, which are framed by a wavy, beaded inside edge. Steel anchor chape with two tongues. 28mm x 40mm.



CM

No. 776 Close set paste stones on a solid backing. Engraved pinchbeck bezel on inside edge. Steel anchor chape with two tongues. 33mm x 49mm.



CM

No. 777 Close set paste stones on a solid backing. Engraved gold bezel on inside edge. Steel anchor chape with two tongues. 29mm x 43mm.

Cast silver oval knee buckle with drilled frame for separate spindle: c1720-1790s



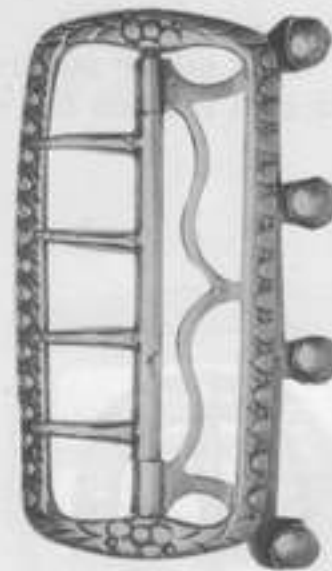
CM

No. 778 Single row of close set paste stones on a solid backing. Steel anchor chape with two tongues. 25mm x 33mm.

Stock Buckles

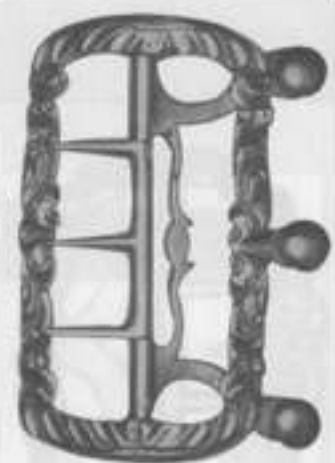
Silver stock buckles (**Nos. 779-785**) were also manufactured throughout the 18th century. Many of these buckles are exquisitely made, as in use the whole buckle including much of the chape would have been visible. Like their base metal counterparts, silver stock buckles usually have sub-rectangular frames and a spindle which runs across the long axis of the frame. The chapes of these buckles comprise an openwork stud chape with three or four studs and a similar number of tongues. In contrast to shoe and knee buckles, the chapes of silver stock buckles were usually themselves made from silver. On some stock buckles paste stones are set into the top of the "studs" on the stud chape itself.

Cast silver sub-rectangular stock buckles with drilled frames for separate spindles: c1720-1790s



CM

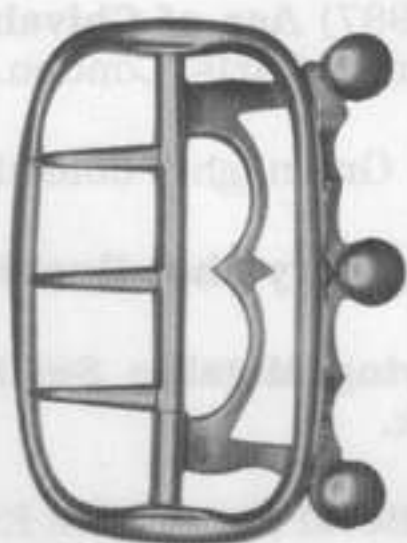
No. 779 Engraved rosette over each spindle hole. Close spaced convex roundels on each end. Silver openwork stud chape with four studs and four tongues. Indistinct maker's mark. 26mm x 53mm.



CM


No. 780 Scrolled surface ornament on sides and ends of frame. Silver openwork stud chape with three studs and three tongues. Maker's mark "R.W" in oval cartouche. 25mm x 44mm.

... continued
**Cast silver
 sub-rectangular
 stock buckles
 with drilled
 frames for
 separate spindles:
 c1720-1790s**



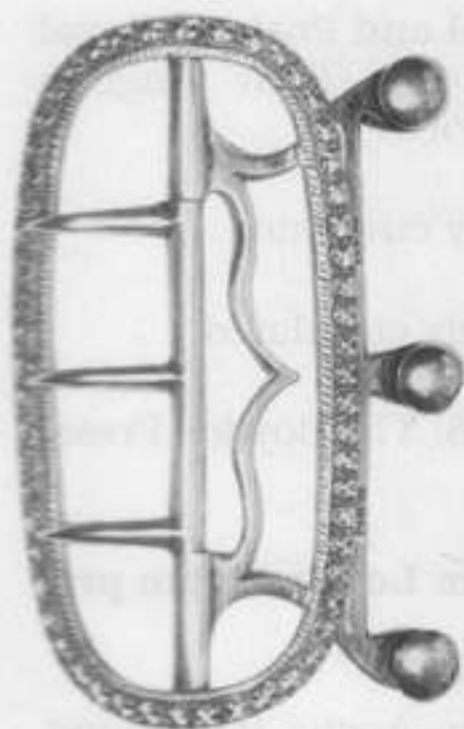
CM

No.781 Rounded corners. Silver openwork stud chape with three studs and three tongues. Maker's mark "C.A" in rectangular cartouche. 24mm x 39mm.



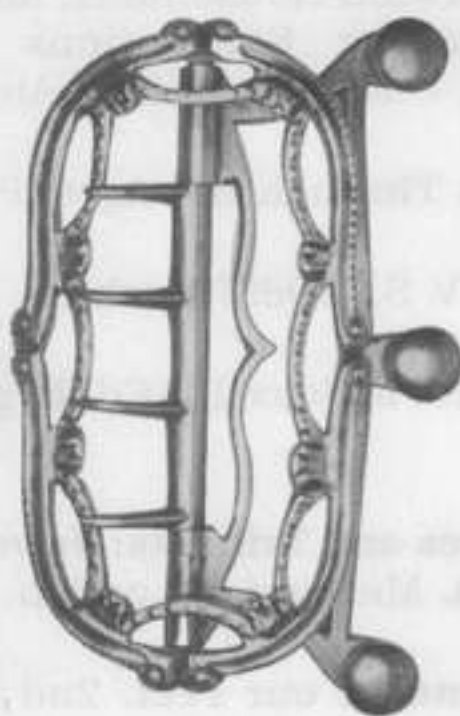
CM

No.782 Rounded ends. Beaded outer edge framed by a single continuous moulded groove on the sides and ends of the frame. Silver openwork stud chape with four studs and four tongues. Maker's mark "G.S" in rectangular cartouche. 30mm x 59mm.



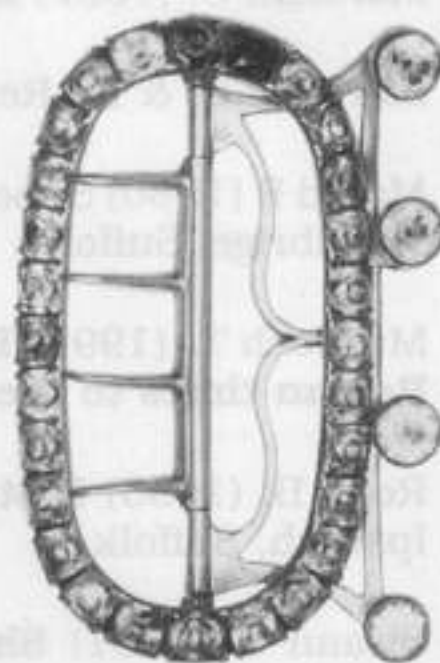
CM

No.783 Rounded ends. Close spaced, faceted, convex roundels framed by an obliquely engraved rim on the inside edge. Silver openwork stud chape with three studs and three tongues. Maker's mark "G.F" in rectangular cartouche. 27mm x 53mm.



CM

No.784 Two conjoined ribbons; the inner ribbon touching the outer one at symmetrical points around the frame. Silver openwork stud chape with three studs and four tongues. Maker's mark "S.A" in rectangular cartouche. 26mm x 51mm.



CM

No.785 Rounded ends. Close set paste stones on a solid backing. Silver openwork stud chape with four studs (each set with a paste stone) and four tongues. 28mm x 49mm.

Select Bibliography

Alexander J. & Binski P. (Eds) (1987) **Age of Chivalry: Art in Plantagenet England 1200-1400** Royal Academy of Arts, London.

Bailey G. (1992) **Detector Finds 1** Greenlight Publishing, Chelmsford, Essex.

Bignell R. G. (1963) **Eighteenth Century Shoe Buckles**. Privately circulated.

Cuddeford M. J. (1994) **Identifying Metallic Small Finds**. 2nd Edition. Anglia Publishing, Ipswich, Suffolk.

Egan G. & Pritchard F. (1991) **Medieval Finds from Excavations in London. Volume 3: Medieval Dress Accessories c1150-1450**. HMSO London.

Goodall A. R. (1981) The Medieval Bronzsmith and his products, in Crossley D. W. (Ed) **Medieval Industry**. Council for British Archaeology Research Report 40. London.

Goodall A. R. (1983) Non-Ferrous Metal Objects, in Mayes P. & Butler L. A. S. (Eds) **Sandal Castle Excavations 1964-1973**. Wakefield.

Goodall A. R. (1984) Objects of Non-Ferrous Metals, in Allen J. P. (Ed), **Medieval and Post Medieval finds from Exeter: 1971-1980**. Exeter Archaeological Reports 3. University of Exeter.

Hughes B. & Hughes T. (1972) **Georgian Shoe Buckles**. Greater London Council.

Lindsey H. & Webber P. (1993) Studying finds from the Medieval Waterfront. **The London Archaeologist**. Vol 7 No 4.

Margeson S. (Ed) (1993) **Norwich Households: Medieval and Post-Medieval Finds from Norwich Survey Excavations 1971-78**. East Anglian Archaeology Monograph 58. University of East Anglia, Norwich.

Marshall C. (1987) **Buckles Through the Ages**. Privately circulated.

Marshall C. & De Reuck A. V. S. (1989) **Buckles**. Privately circulated.

Mould P. (1980) Shoe Buckles, in Joice D. (Ed) **Bygones 5**. The Boydell Press, Woodbrige, Suffolk.

Murdoch T. (1991) **Treasures and Trinkets: Jewellery in London from pre-Roman times to the 1930s**. Museum of London.

Read B. (1995) **History Beneath our Feet**. 2nd Edition. Anglia Publishing, Ipswich, Suffolk.

Swann J. (1981) **Shoe Buckles**. Northampton Borough Council Museums and Art Gallery.

Ward Perkins J. (1940) **London Museum Medieval Catalogue**. 3rd Edition. Anglia Publishing, Ipswich, Suffolk.

Webb J. (1981) **Buckles Identified**. Historic Publications, Brentwood, Essex.